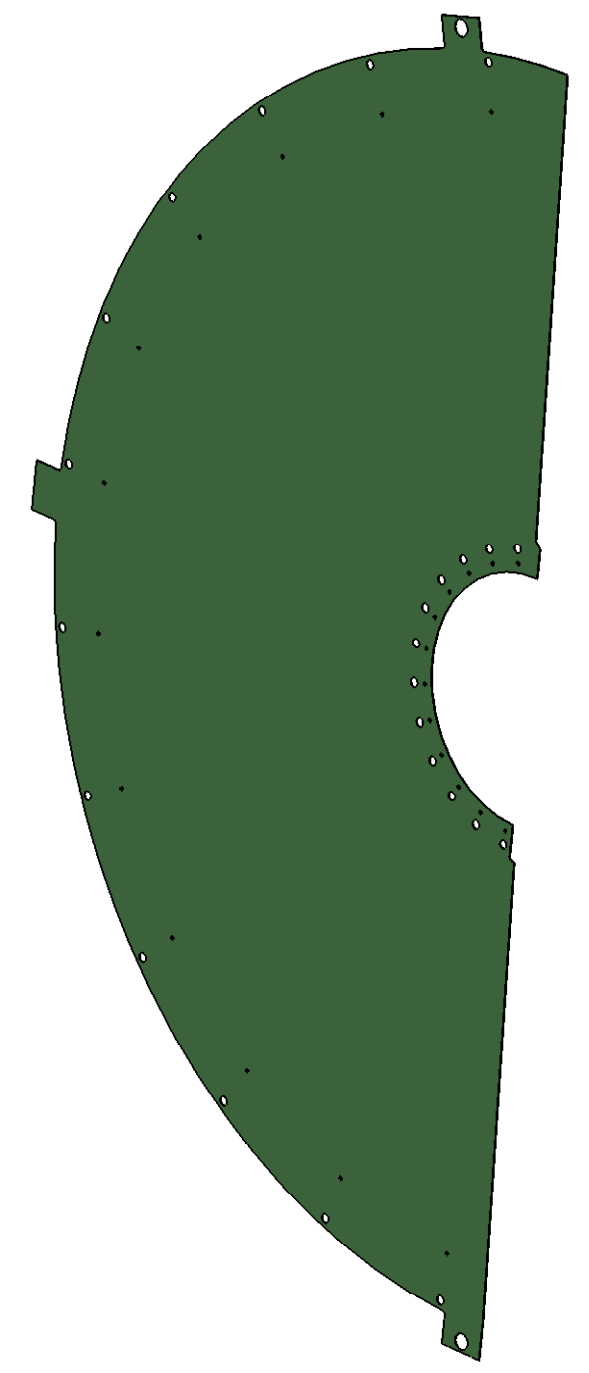
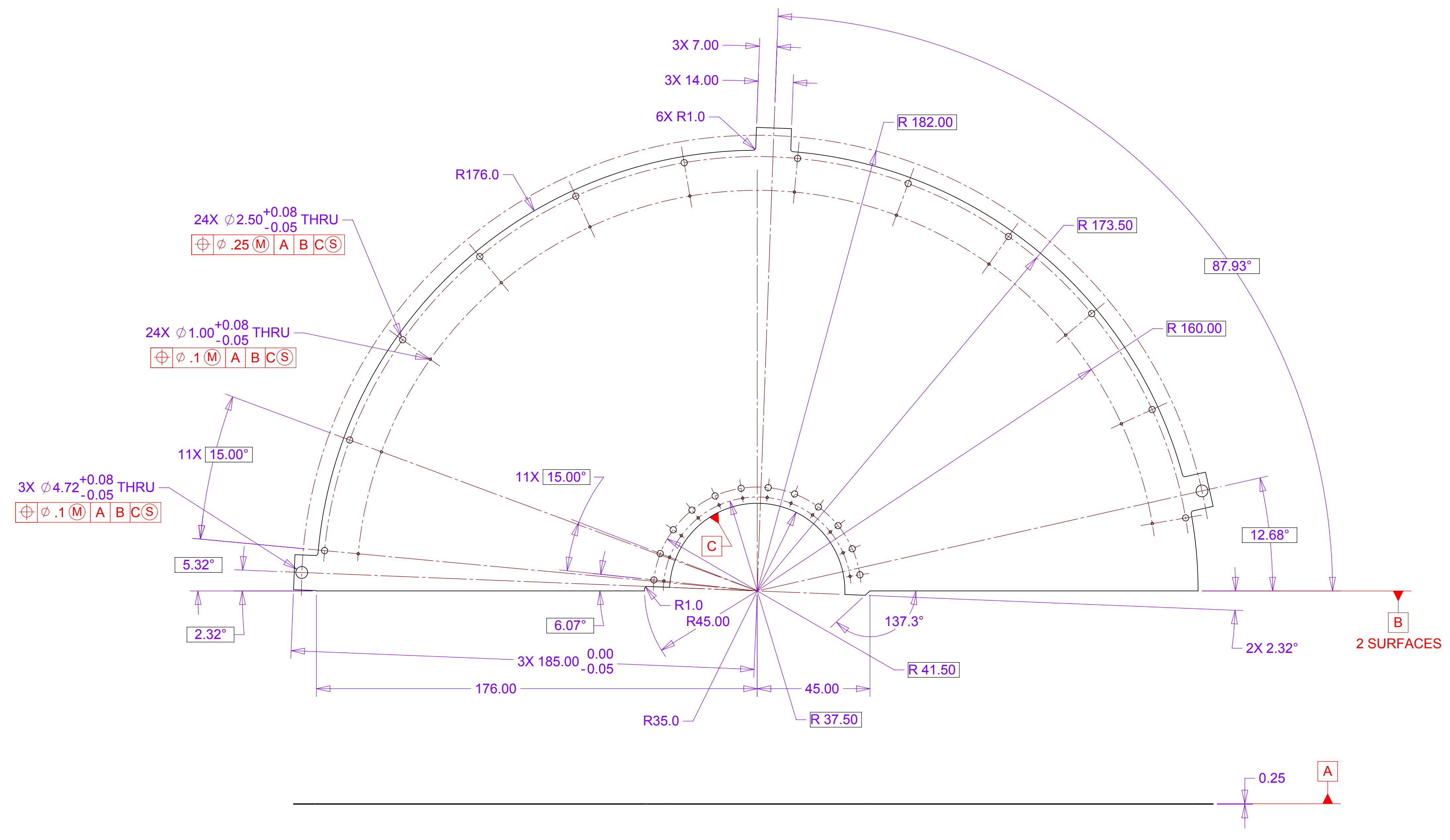


8 7 6 5 4 3 2 1

REV	REVISIONS		DATE	APPROVED
	DESCRIPTION			

D
C
B
A

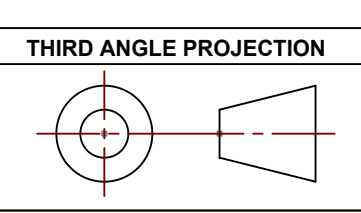
D
C
B
A



MATERIAL: GFRP M55J (0/45/-45/90)

- NOTES: UNLESS OTHERWISE SPECIFIED
1. ALL DIMENSIONS IN MILLIMETERS
 2. DIMENSIONS AND TOLERANCING PER ASME Y14.5M-1994
 3. PART NUMBER (DRAWING NO., DASH NO., REVISION NO., SERIAL NO.) TO BE CLEARLY MARKED ON THE PACKAGING BAG OR PART ITSELF.

THIS DOCUMENT CONTAINS INFORMATION THAT IS THE PROPRIETARY PROPERTY OF HYTEC, INC. REPRODUCTION, DISCLOSURE, OR RELEASE TO OTHERS, MANUALLY OR ELECTRONICALLY, IS STRICTLY PROHIBITED WITHOUT THE PRIOR WRITTEN CONSENT OF HYTEC, INC.



UNLESS OTHERWISE SPECIFIED:
DIMENSIONS ARE IN MILLIMETERS
-TOLERANCES-

DECIMALS	ANGULAR
X = +/- .5	.X = +/- .30°
.X = +/- .1	.XX = +/- .15°
.XX = +/- .01	
.XXX = +/- .001	SURFACE FINISH = 250

FINISH

PART NO.
111-PHX-02-3902-1

CAD GENERATED DRAWING.
DO NOT MANUALLY UPDATE
DO NOT SCALE DRAWING

	SIGNATURE	DATE
Designer	Roger L. Smith	3/10/2010
Drawn	Roger L. Smith	3/10/2010
Checked	Walt Sondheim	5/27/2010
Engineer	RJ Ponchione	3/10/2010
Approved	Walt Sondheim	5/27/2010

HYTEC, INC

TITLE
**PHENIX CENTRAL UPGRADE
FVIX HALF STATION 2,3,4
SUPPORT PANEL FACE SHEET 1**

DWG. NO.	SIZE	SHEET NO.
111-PHX-02-3902 D	D	1 of 1

SCALE 1:1

REVISION

8 7 6 5 4 3 2 1