

8

7

6

5

4

3

2

1

REV	SH/ZONE	REVISIONS		DATE	APPROVED
		DESCRIPTION			
A		Revised & redrawn with all mounting blocks bonded between face sheets		02/12/10	R SMITH

D

D

C

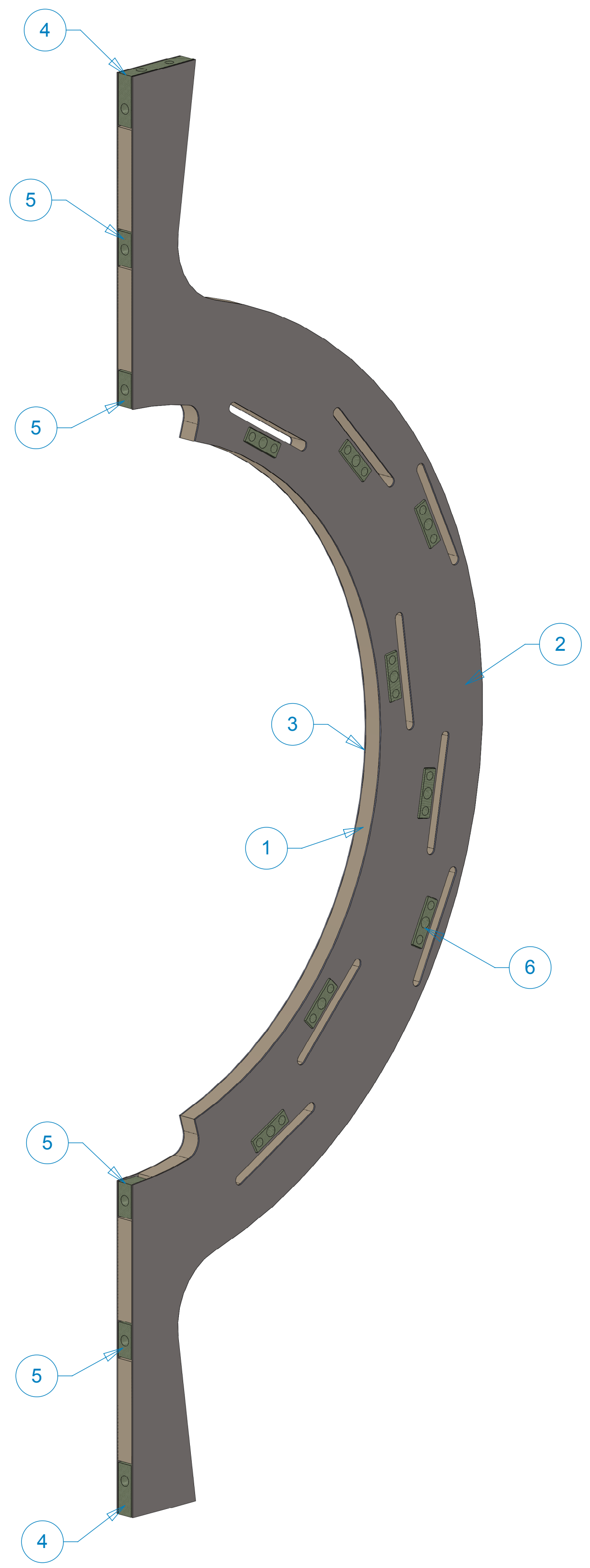
C

B


B

A

A



PARTS LIST				
ITEM NO.	QTY.	PART NO.	DESCRIPTION	MATERIAL
1	1		Barrel 3 Support Panel Core	Allcomp K3 or Similar
2	1		Barrel 3 Support Panel Face Skin	M55J/954-3 [0,+60,-60]s
3	1		Barrel 3 Support Panel Face Skin	M55J/954-3 [0,+60,-60]s
4	2	111-PHX-02-2008-1	Barrel 1 Support Insert 1	
5	4	111-PHX-02-2009-1	Barrel 1 Support Insert 2	
6	8	111-PHX-02-2026-1	Barrel 3-4 Ladder Mounting Block	
7	1		Adhesive	HYSOL 9396



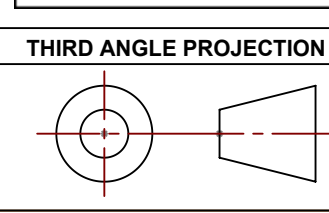
UNLESS OTHERWISE SPECIFIED:
DIMENSIONS ARE IN MILLIMETERS
-TOLERANCES-

DECIMALS	ANGULAR
X = +/- .5	X = +/- .30°
.X = +/- .1	.XX = +/- .15°
.XX = +/- .01	
.XXX = +/- .001	SURFACE FINISH = 250

CAD GENERATED DRAWING.
DO NOT MANUALLY UPDATE
DO NOT SCALE DRAWING

HYTEC, INC

TITLE
**PHENIX CENTRAL UPGRADE
VTX BARREL 3 SUPPORT
ASSEMBLY, LEFT**



FINISH	SIGNATURE	DATE
	Designer	Roger L. Smith 11/26/2008
	Drawn	Roger L. Smith 11/26/2008
	Checked	RJ Ponchione 6/15/2009
	Engineer	RJ Ponchione 11/26/2008
	Approved	RJ Ponchione 6/15/2009

DWG. NO.	SIZE	SHEET NO.
111-PHX-02-2016	D	1 of 3
SCALE 1:1	REVISION A	

THIS DOCUMENT CONTAINS INFORMATION THAT IS THE PROPRIETARY PROPERTY OF HYTEC, INC.
REPRODUCTION, DISCLOSURE, OR RELEASE TO OTHERS, MANUALLY OR ELECTRONICALLY,
IS STRICTLY PROHIBITED WITHOUT THE PRIOR WRITTEN CONSENT OF HYTEC, INC.

8

7

6

5

4

3

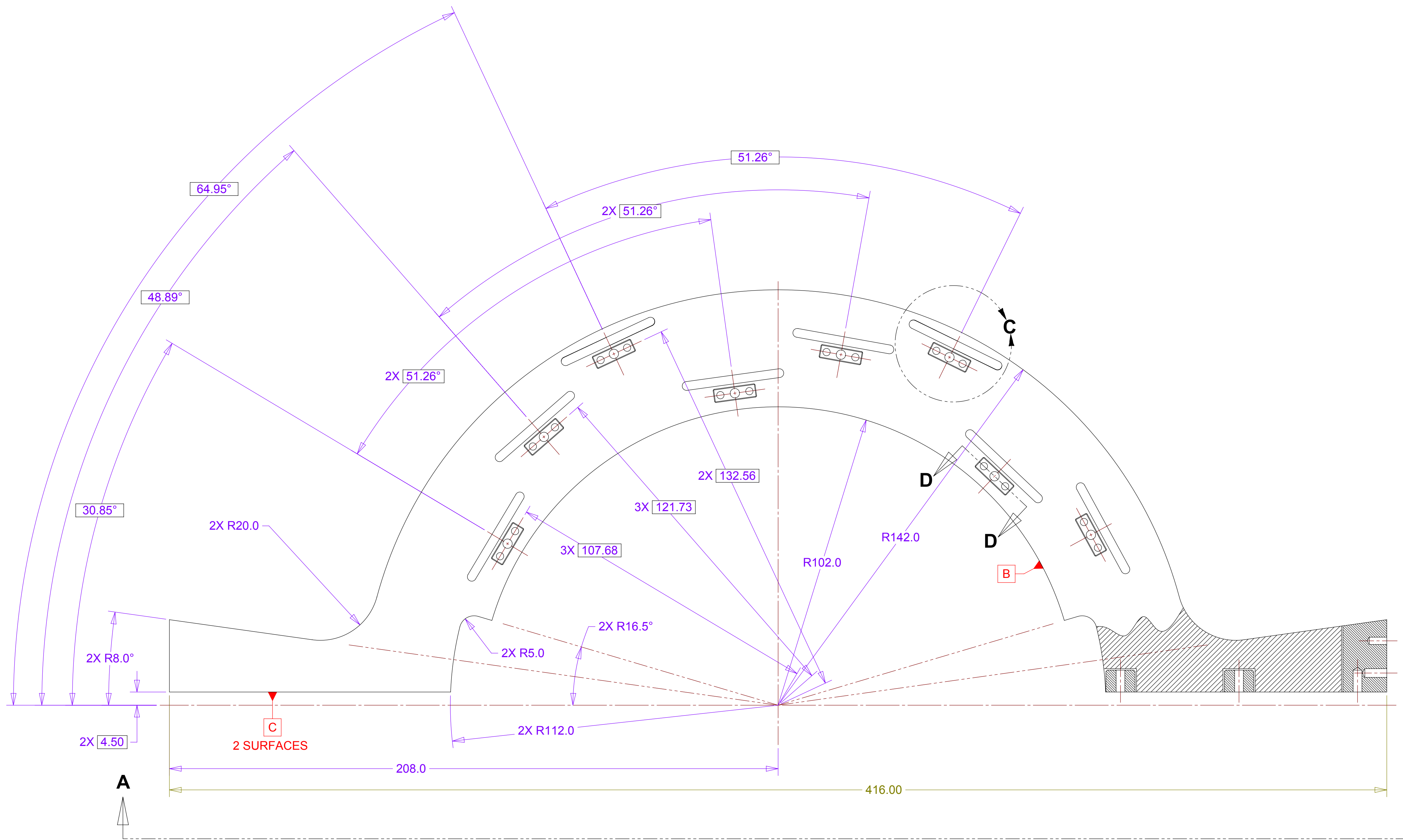
2

1

8 7 6 5 4 3 2 1

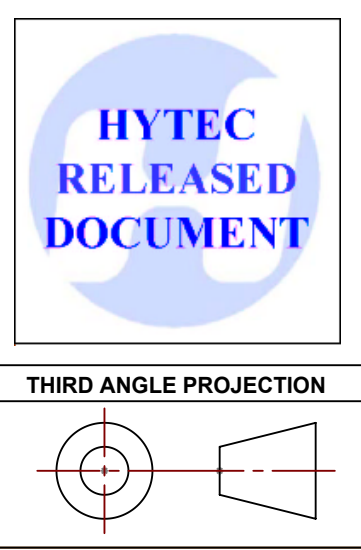
D
C
B
A

D
C
B
A



- NOTES: UNLESS OTHERWISE SPECIFIED
1. ALL DIMENSIONS IN MILLIMETERS
 2. DIMENSIONS AND TOLERANCING PER ASME Y14.5M-1994
 3. COUNTERSINK 82 DEGREES ALL TAPPED HOLES TO MAJOR DIAMETER
 4. COUNTERSINK 82 DEGREES APPROXIMATELY .08/1.5 DEEP ALL DRILLED HOLES

THIS DOCUMENT CONTAINS INFORMATION THAT IS THE PROPRIETARY PROPERTY OF HYTEC, INC. REPRODUCTION, DISCLOSURE, OR RELEASE TO OTHERS, MANUALLY OR ELECTRONICALLY, IS STRICTLY PROHIBITED WITHOUT THE PRIOR WRITTEN CONSENT OF HYTEC, INC.



UNLESS OTHERWISE SPECIFIED: DIMENSIONS ARE IN MILLIMETERS -TOLERANCES-		CAD GENERATED DRAWING. DO NOT MANUALLY UPDATE DO NOT SCALE DRAWING	
DECIMALS	ANGULAR = +/- .30'		
X = +/- .5			
X = +/- .1			
.XX = +/- .01	SURFACE FINISH = 250		
.XXX = +/- .001			
FINISH		SIGNATURE	DATE
		Designer	Roger L. Smith 11/26/2008
		Drawn	Roger L. Smith 11/26/2008
		Checked	RJ Ponchione 6/15/2009
		Engineer	RJ Ponchione 11/26/2008
		Approved	RJ Ponchione 6/15/2009
PART NO.			
111-PHX-02-2016-1 & 2			

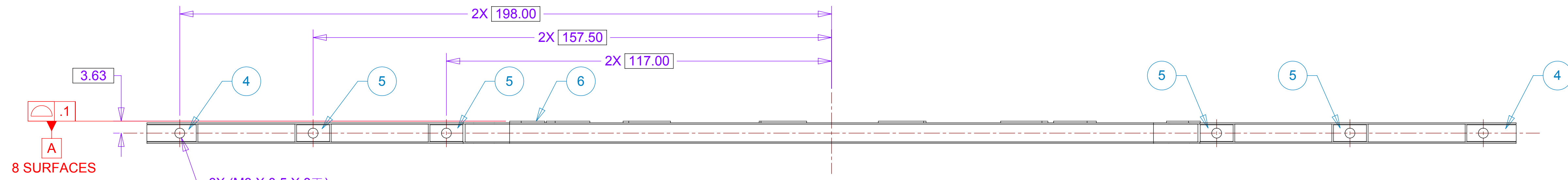
HYTEC, INC		
TITLE PHENIX CENTRAL UPGRADE VTX BARREL 3 SUPPORT ASSEMBLY, LEFT		
DWG. NO.	SIZE	SHEET NO.
111-PHX-02-2016	D	2 of 3
SCALE 4:3	REVISION A	

8 7 6 5 4 3 2 1

8 7 6 5 4 3 2 1

D

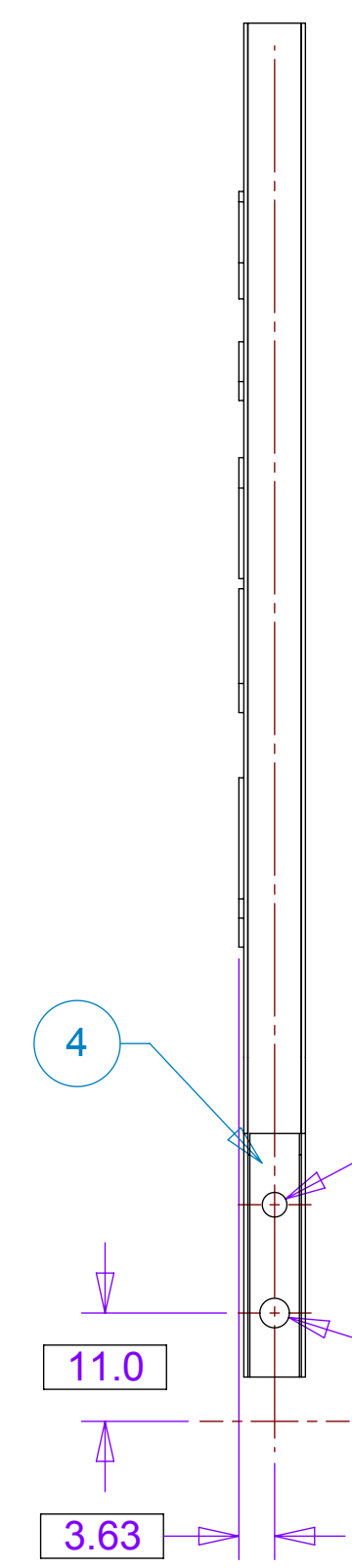
D



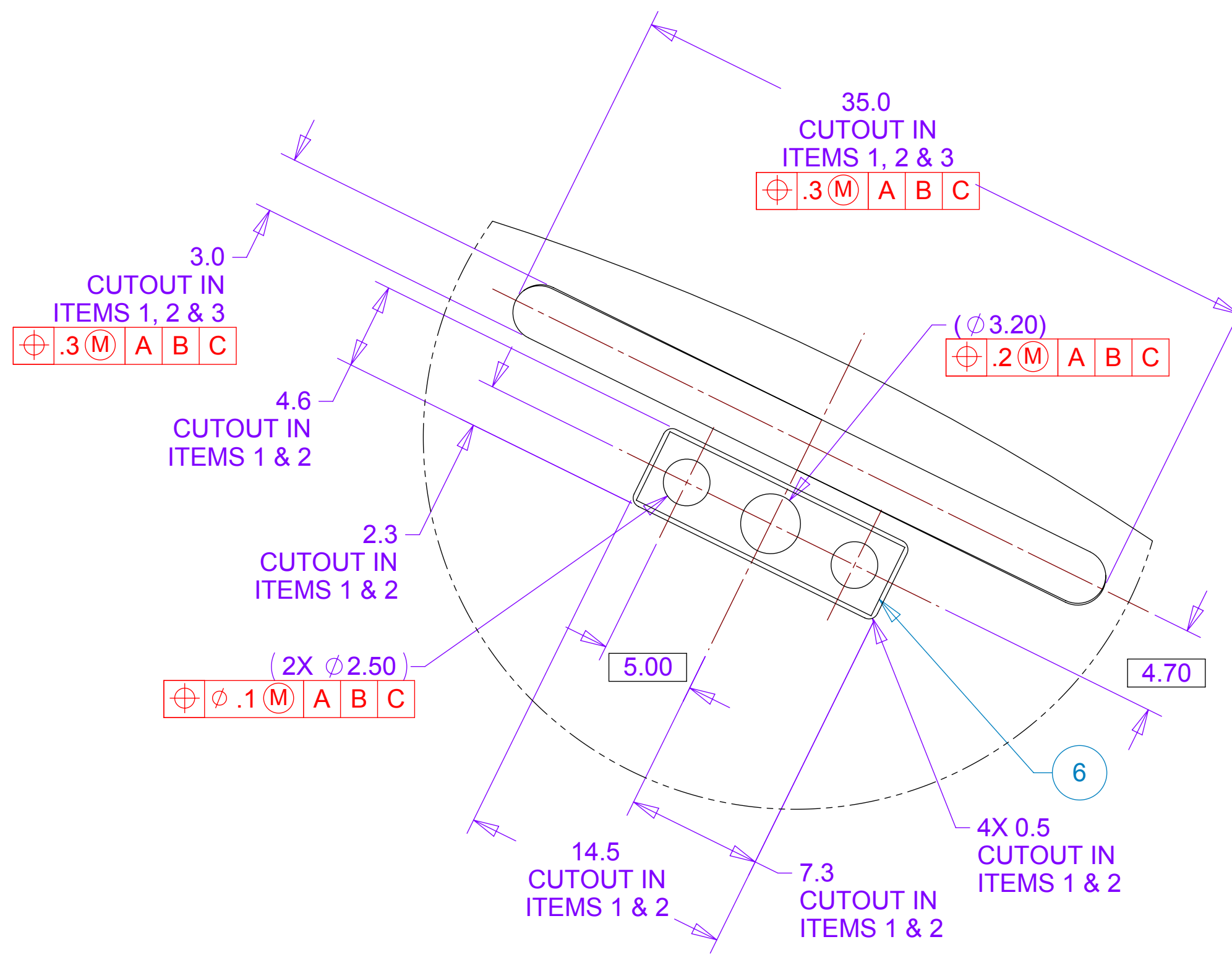
SECTION A-A
SCALE 4:3

C

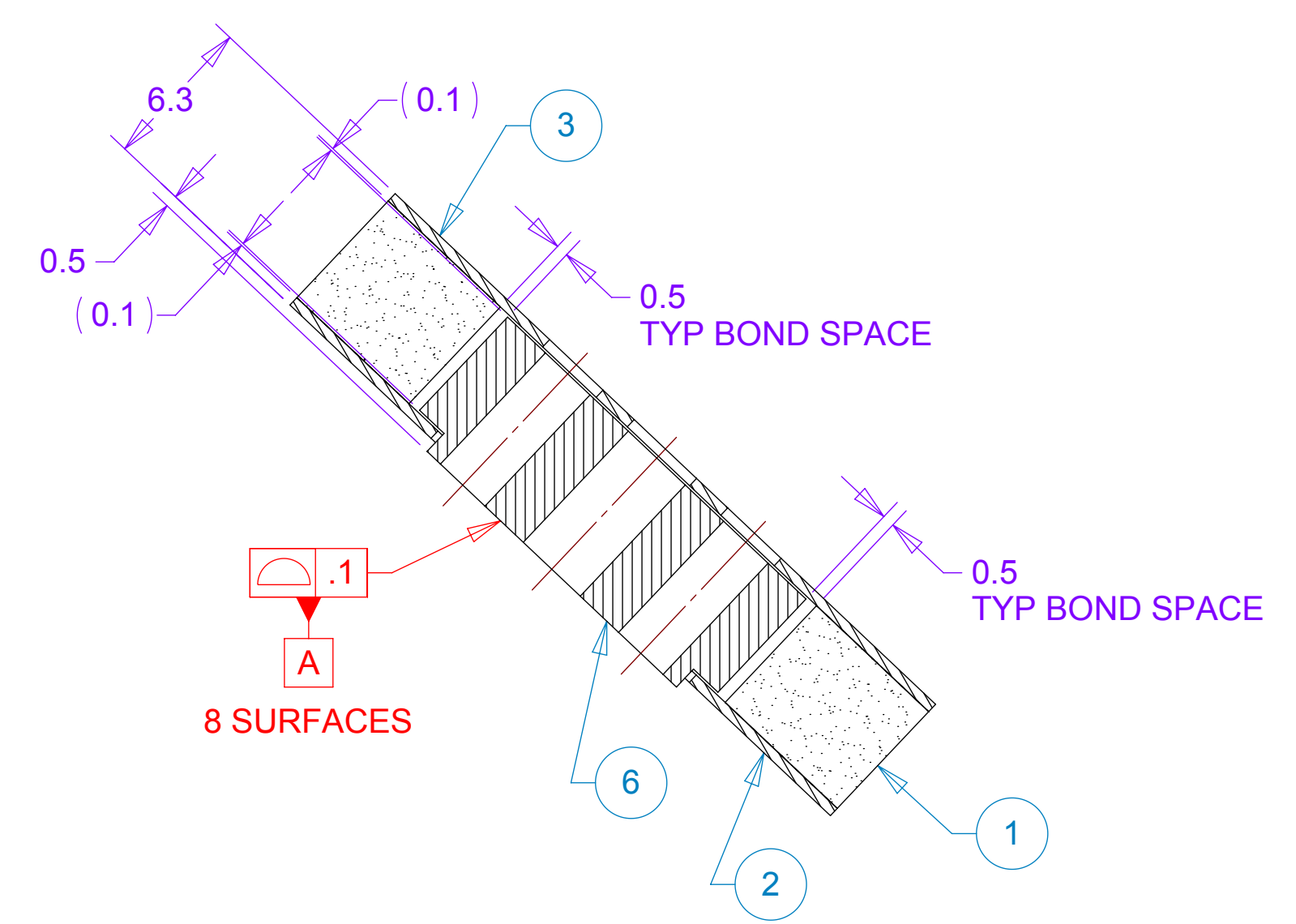
C



SECTION B-B
SCALE 4:3



DETAIL C
VIEW TYP 8X



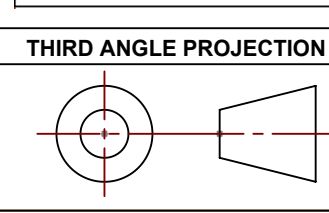

SECTION D-D
VIEW TYP 8X

B

B

A

A



UNLESS OTHERWISE SPECIFIED:
DIMENSIONS ARE IN MILLIMETERS
-TOLERANCES-

DECIMALS ANGULAR = +/- .30°
X = +/- .5
.X = +/- .1
.XX = +/- .01
.XXX = +/- .001 SURFACE FINISH = 250

FINISH

PART NO.
111-PHX-02-2016-1 & 2

CAD GENERATED DRAWING.
DO NOT MANUALLY UPDATE
DO NOT SCALE DRAWING

	SIGNATURE	DATE
Designer	Roger L. Smith	11/26/2008
Drawn	Roger L. Smith	11/26/2008
Checked	RJ Ponchione	6/15/2009
Engineer	RJ Ponchione	11/26/2008
Approved	RJ Ponchione	6/15/2009

HYTEC, INC

TITLE
**PHENIX CENTRAL UPGRADE
VTX BARREL 3 SUPPORT
ASSEMBLY, LEFT**

DWG. NO.	SIZE	SHEET NO.
111-PHX-02-2016	D	3 of 3

SCALE 4:1 REVISION **A**

THIS DOCUMENT CONTAINS INFORMATION THAT IS THE PROPRIETARY PROPERTY OF HYTEC, INC. REPRODUCTION, DISCLOSURE, OR RELEASE TO OTHERS, MANUALLY OR ELECTRONICALLY, IS STRICTLY PROHIBITED WITHOUT THE PRIOR WRITTEN CONSENT OF HYTEC, INC.

8 7 6 5 4 3 2 1