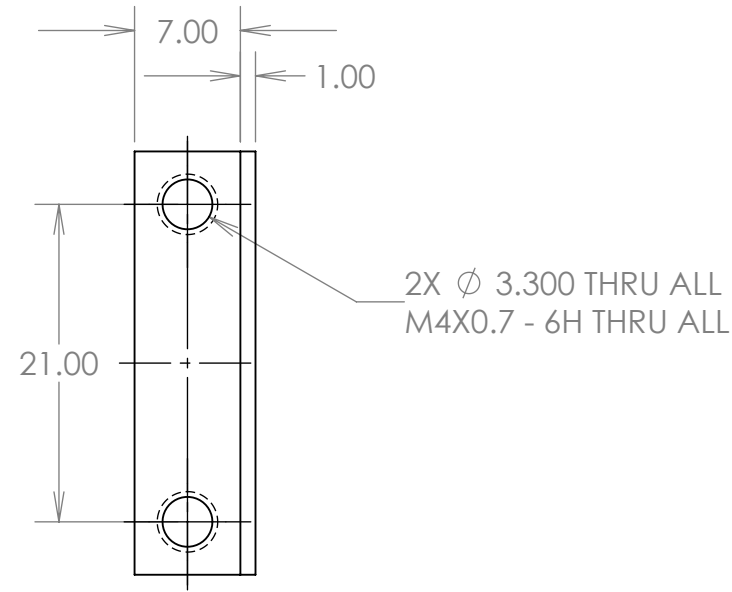
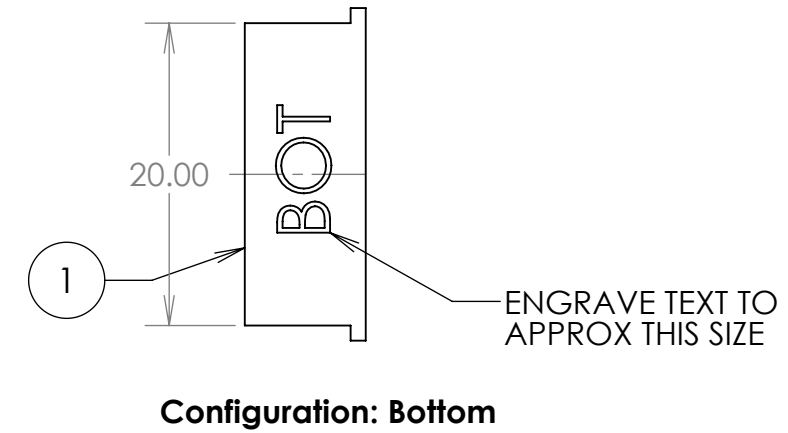
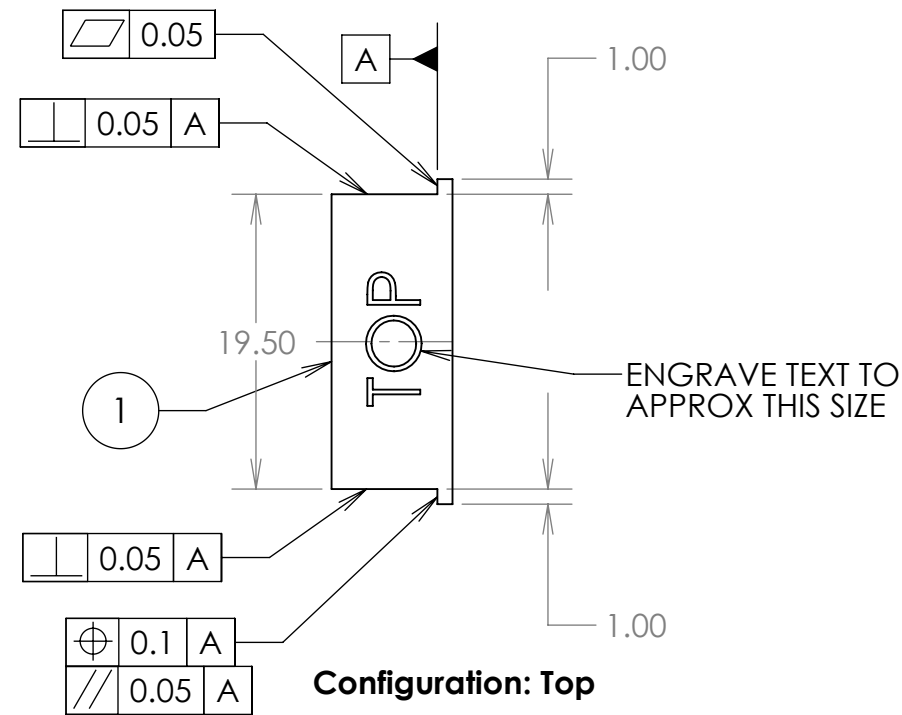
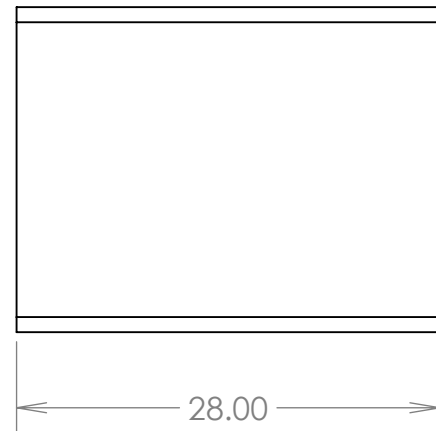


REVISIONS				
REV	DWG	CHK	DATE	DESCRIPTION
0001	JHS		2012-07-03	Initial drawing



Difference between "Top" and "Bottom" configurations is only in the length of feature 1 and the engraved label text.



MATERIAL	Vespel	
SURFACE TREATMENT		
DIMENSIONS IN MM. UNLESS OTHERWISE SPECIFIED:		
TOLERANCES	X.X ± 0.5	FRAC. ± 1/64
	X.XX ± 0.1	ANGLES ± 1.00°
	X.XXX ± 0.05	FINISH $\sqrt[3.2]{\text{um}}$

ERNEST ORLANDO LAWRENCE BERKELEY NATIONAL LABORATORY
UNIVERSITY OF CALIFORNIA - BERKELEY

HFT
MSC Transition BP Collar Support Break

DWG BY J.H. Silber	DATE 2012-07-03
CHK BY	DATE
APR BY	DATE

THREADS ARE CLASS 2
CHAMFER ENDS OF ALL SCREW THREADS 30°
CUT ROUND, 1.5 THREAD RELIEF ON MACHINED THREADS
BREAK EDGES .016 MAX. ON MACHINED WORK
REMOVE BURRS, WELD SPLATTER & LOOSE SCALE
IN ACCORDANCE WITH ASME Y14.5M & B46.1

SER NO.	SCALE: 2:1	SHEET 1 OF 1			
PROJECT NO.	PROJECT NAME	CATEGORY CODE	DWG NO.	SIZE B	REV. 0001