REQ	ITEM	PART NUMBER	DESCRIPTION
			.50 THICK 316L STAILESS STEEL PLATE

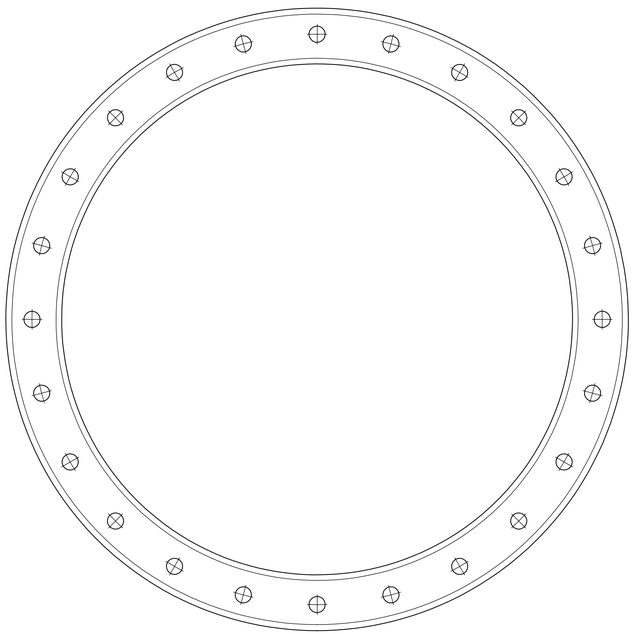

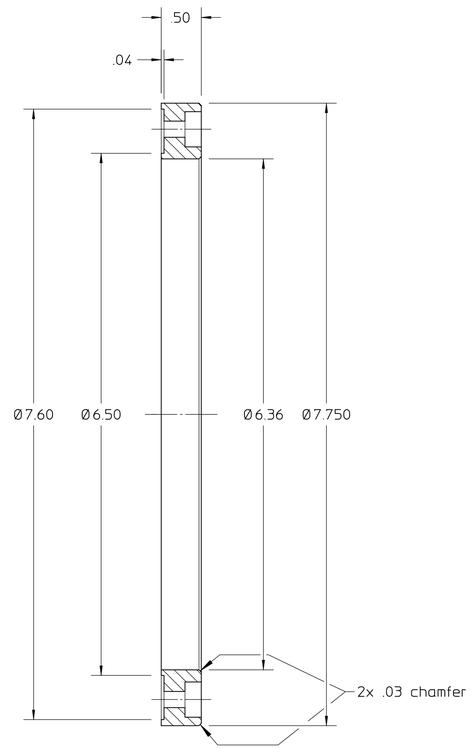

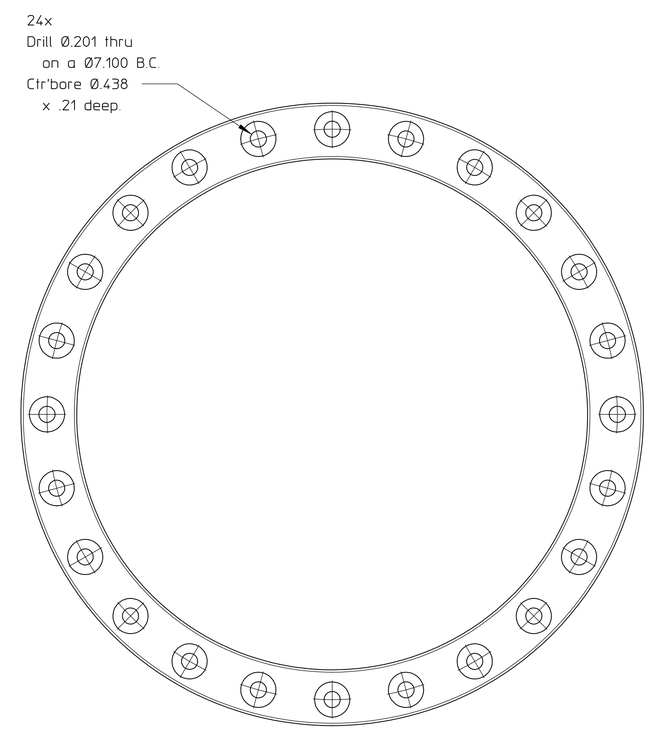

21K5264

REV	DWG	CHK	ZONE	DATE	CHANGES

UNLESS OTHERWISE SPECIFIED

TOLERANCES: .X ± - | FRAC. ±1/64 | .XX ± .01 | ANGLES ±1° | .XXX ± .005 | FINISH 125

THREADS ARE CLASS 2
CHAMFER ENDS OF ALL SCREW THREADS 30°.
CUT 1.5 PITCH THRD RELIEF WITH ROUND NOSE TOOL ON MACHINE CUT THREADS.
BREAK EDGES .016 MAX. ON MACHINED WORK
REMOVE BURRS WELD SPLATTER & LOOSE SCALE
REFERENCES: ANSI Y14.5 & B46.1.

SHOP ORDERS

ACCT. NO.		SERIAL NO.
DATE ISSD.	DATE REQD.	NO. REQD.
DELIVER TO		
SURFACE TREATMENT	UHV CLEAN	
IDENT. METH.	-	
DWG. BY	MACGILL	DATE 11-17-00
CHK. BY	-	DATE -

LAWRENCE BERKELEY LABORATORY
UNIVERSITY OF CALIFORNIA-BERKELEY

PLASMA APPLICATIONS GROUP

Mu COOL HP TEST CAVITY

CLAMP RING

PATENT CLEAR	DWG. TYPE	SHOWN ON	SCALE FULL	DO NOT SCALE PRINTS
	CD	21K5196	DWG. NO. 21K5264	SIZE / REV. -
MICROFILMED	DESIGN ACCT. NO. 72MCC2	CATEGORY CODE PA0003		