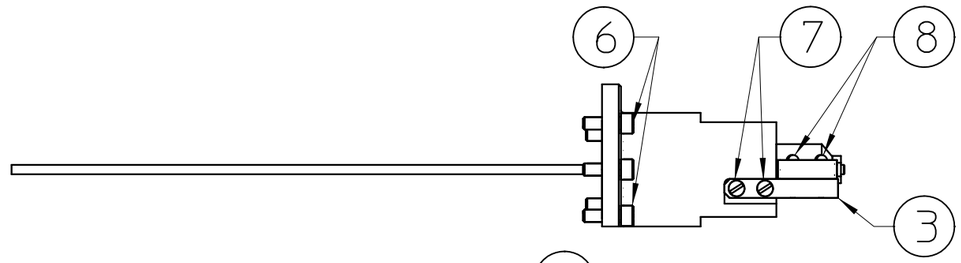

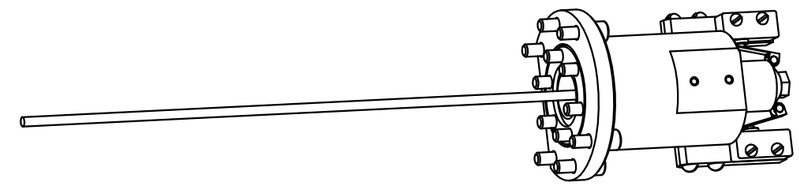

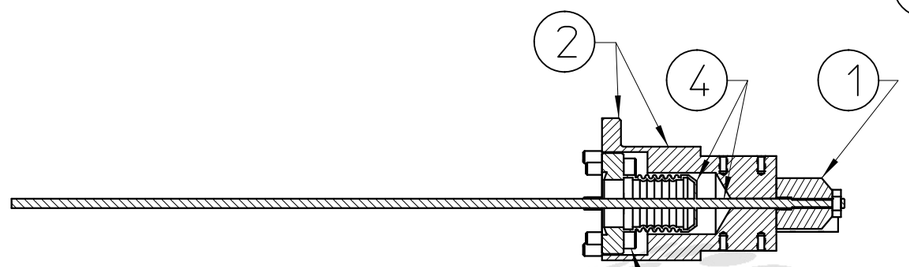

SECTION A-A

NOTES:

1. THIS IS A ULTRA HIGH VACUUM ASSEMBLY.

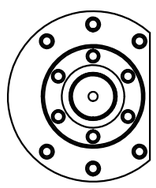

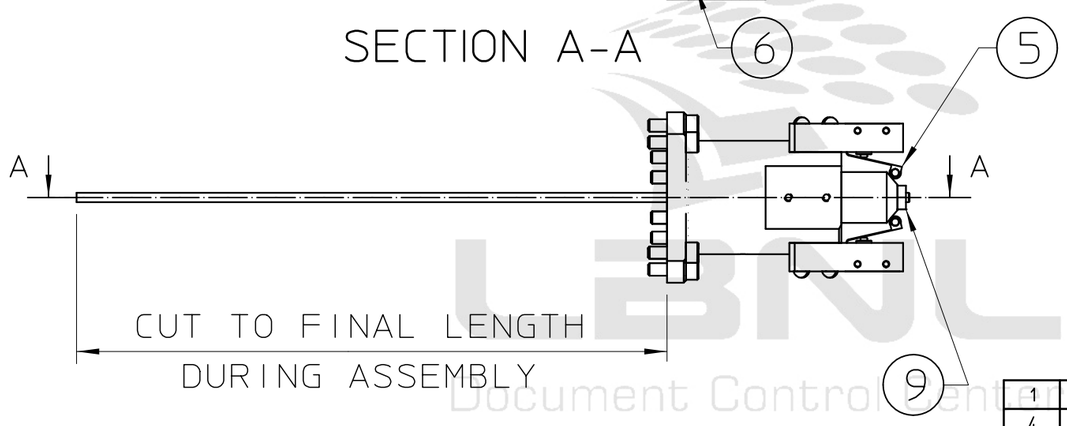

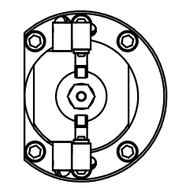

LBNL
Document Control Center

(UNIQUE ID No.: AL-0008-9373)

REQD	ITEM	PART NO.	DESCRIPTION
1	9	-------	NUT, HEX., #5-40 UNC, NOMINAL, ST. STL.
4	8	-------	SCR., ROUND HD. MACH., #2-56 UNC x .50" LONG, ST. STL.
4	7	-------	SCR., ROUND HD. MACH., #4-40 UNC x .50" LONG, ST. STL.
12	6	-------	SCR.,SOC. HD. CAP, #8-32 UNC x .50" LONG, ST.STL.,SILVER PLATED
2	5	-------	MICRO SWITCH ROLLER LEAF, SPDT. No. 111SM2-T
1	4	23Q6682	PSS SENSOR BELLOWS
2	3	23L8002	LOWER LIMIT SWITCH MOUNT BAR
1	2	23L7993	LOWER LIMIT SWITCH GUIDE
1	1	23L7981	LOWER LIMIT SWITCH ACTUATOR

REV	AUTHOR	APPROVER	DATE	CHANGE DESCRIPTION
A	cummings	plate	07-26-20	INITIAL REVISION

UNLESS OTHERWISE SPECIFIED
TOLERANCES: .X± .- .XX± .-- .XXX± .---
FRACTIONS: ± -/--
ANGLES: ± -.-°/INCH
MACH. SURFS.: 125✓ OR BETTER
REF:ASME Y14.5M-1994, THREADS ARE CLASS 2
BREAK EDGES .016 MAX. ON MACHINED WORK
REMOVE BURRS, WELD SPLATTER & LOOSE SCALE

PROJECT NAME:
PROJECT NUMBER:
DO NOT SCALE PRINT
SCALE: 1:2
CATEGORY CODE: AL 4160
THIRD ANGLE PROJECTION

ERNEST ORLANDO LAWRENCE
BERKELEY NATIONAL LABORATORY
UNIVERSITY OF CALIFORNIA

ALS - INSERTION DEVICE BEAMLINES
BL 6.0 FRONT END
PSS LOWER LIMIT SWITCH ASSEMBLY

SHEET 1 OF 1 | SIZE: B | DWG NO: 26B608 | REV A

Officially Released to the LBNL Document Control Center
Released: July 28th, 2004 DCC Auth Key: NGFZ35AGUO
Downloaded by: Daniel Pulsifer at December 01, 2004 14:27:03
AUTO GENERATED PDF
Jul 27 2004 14:13:06 PDT