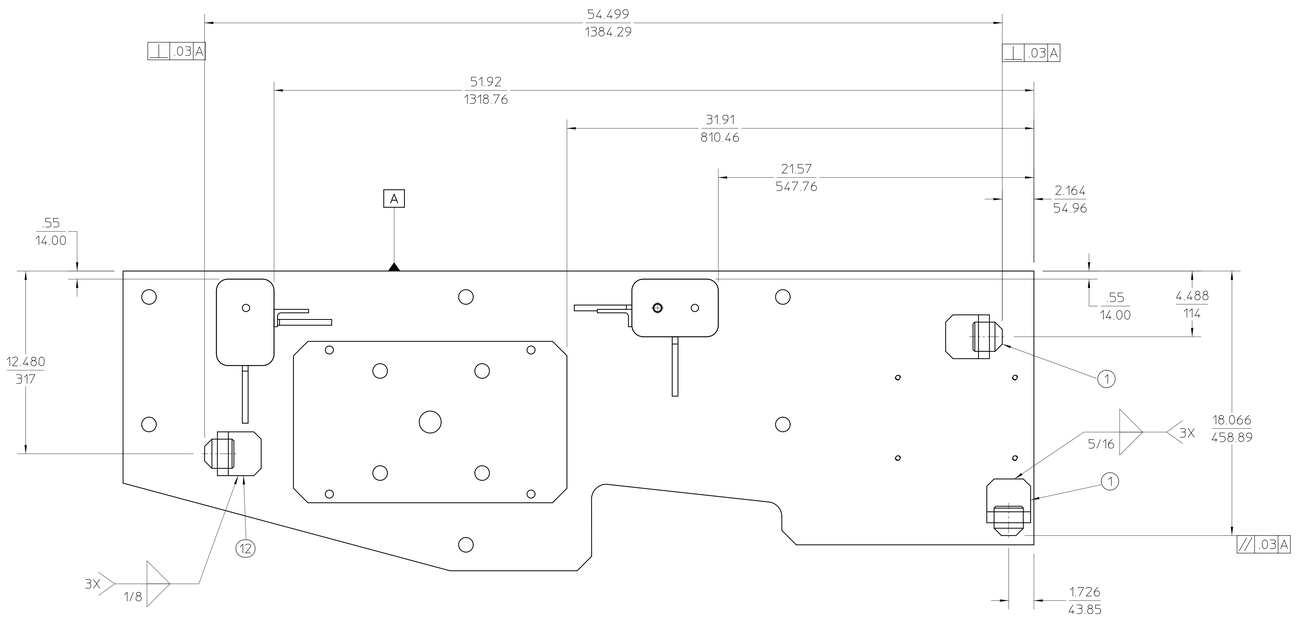

NOTES,UNLESS OTHERWISE SPECIFIED:

1. TOLERANCES SHOWN IN TITLE BLOCK ARE IN INCHES.

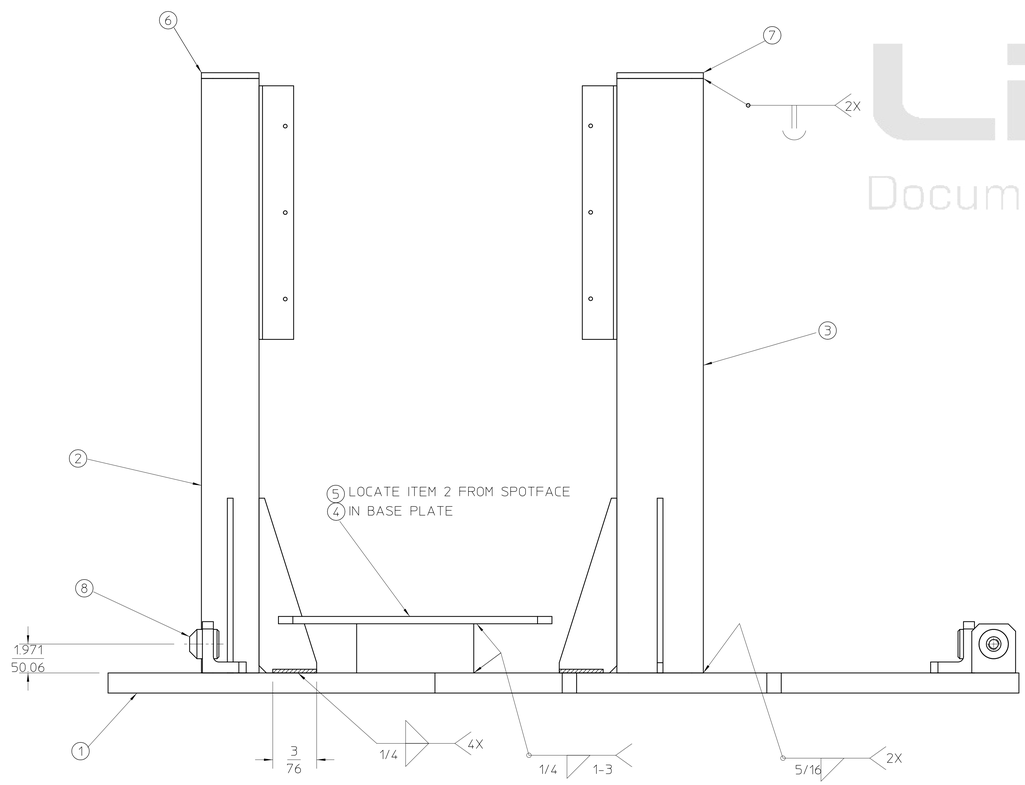

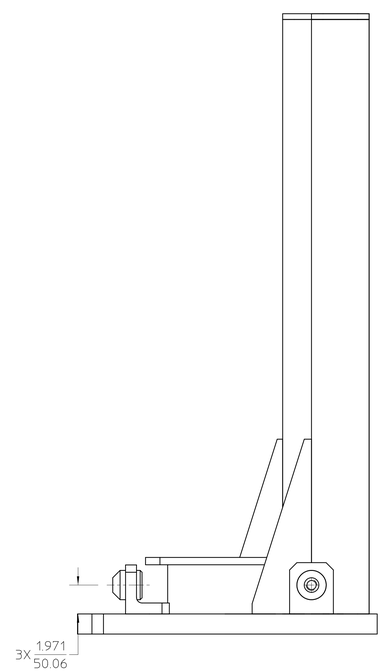

(UNIQUE ID NO.:AL-0008-9759)

REQD	ITEM	PART NO.	DESCRIPTION
3	8	26B572	STRUT BOSS VERTICAL ASSY
1	7	26B571	COLUMN 2 ASSEMBLY CAP
1	6	26B570	COLUMN 1 ASSEMBLY CAP
1	5	26B568	ION PUMP BASE PLATE
1	4	26B569	PUMP PLATE SUPPORT
1	3	26B578	COLUMN 2 SUB-ASSEMBLY
1	2	26B575	COLUMN 1 SUB-ASSEMBLY
1	1	26B564	BASE PLATE

REV	AUTHOR	APPROVER	DATE	CHANGE DESCRIPTION
A	rawlins	plate	07-26-20	INITIAL REVISION

UNLESS OTHERWISE SPECIFIED
TOLERANCES: .X±.1 .XX±.03 .XXX±.020
FRACTIONS: ±---
ANGLES: ±
MACH. SURFS.: 125√ OR BETTER
REF: ASME Y14.5M-1994, THREADS ARE CLASS 2
BREAK EDGES .016 MAX. ON MACHINED WORK
REMOVE BURRS, WELD SPLATTER & LOOSE SCALE

PROJECT NAME:
PROJECT NUMBER:
DO NOT SCALE PRINT
SCALE: 1 : 2
CATEGORY CODE: AL 4160
THIRD ANGLE PROJECTION

ERNEST ORLANDO LAWRENCE
BERKELEY NATIONAL LABORATORY
UNIVERSITY OF CALIFORNIA

ALS - INSERTION DEVICE BEAMLINES
BL 6.0 FRONT END
PS PSS STAND WELDMENT ASSEMBLY

SHEET 1 OF 1 | SIZE: E | DWG NO: 26B563 | REV: A

LBNL Document Control Center

Officially Released to the LBNL Document Control Center
Released: July 26th, 2004 DCC Auth Key: RMIDOHRU5I
Downloaded by: Daniel Pulsifer at December 01, 2004 14:27:01