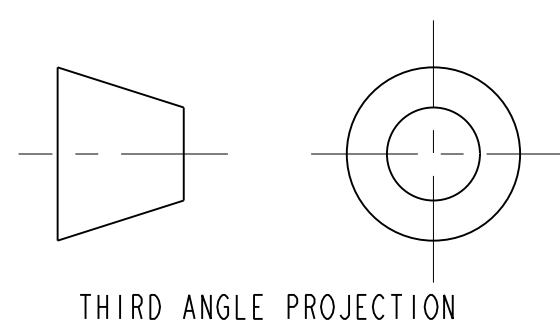
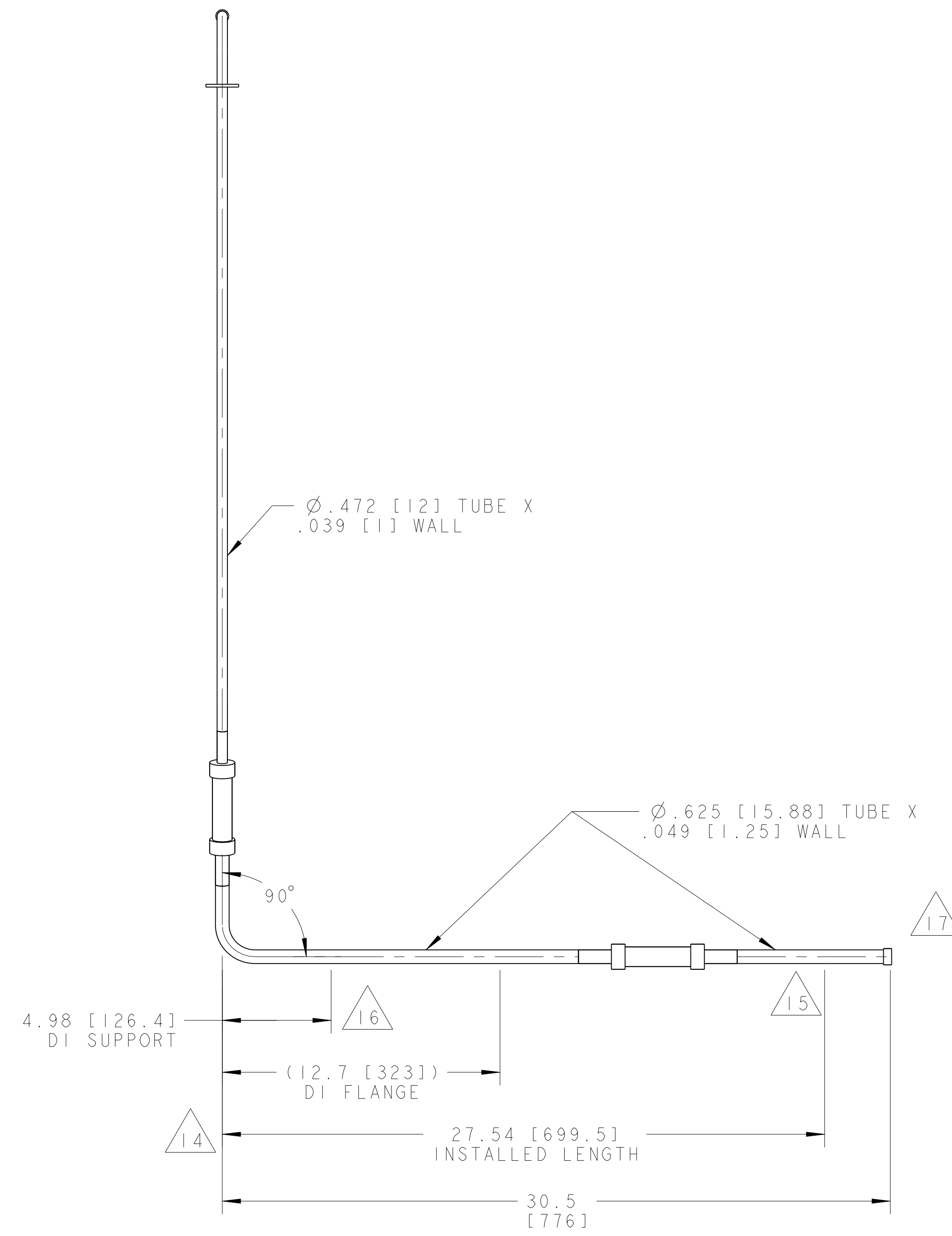
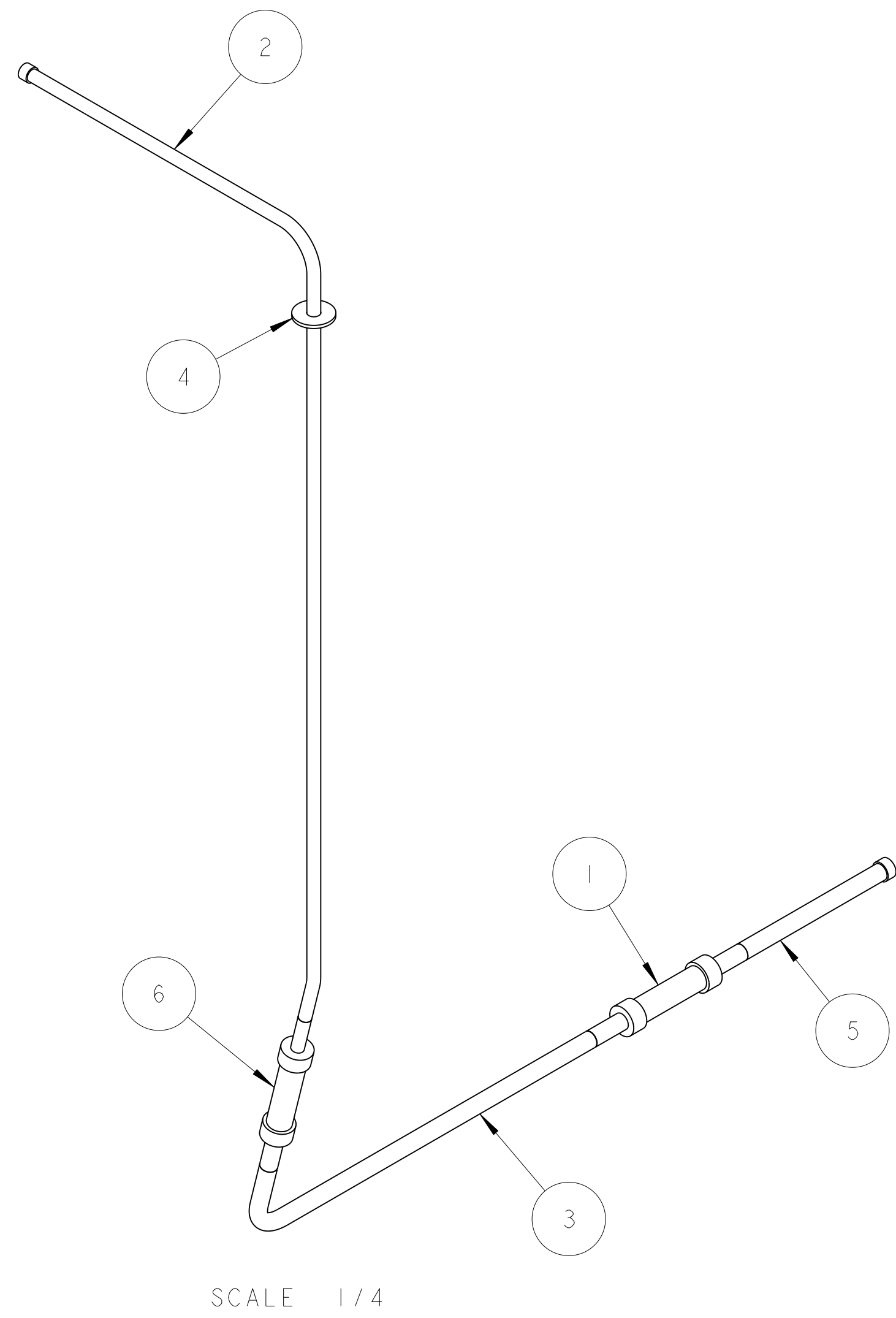
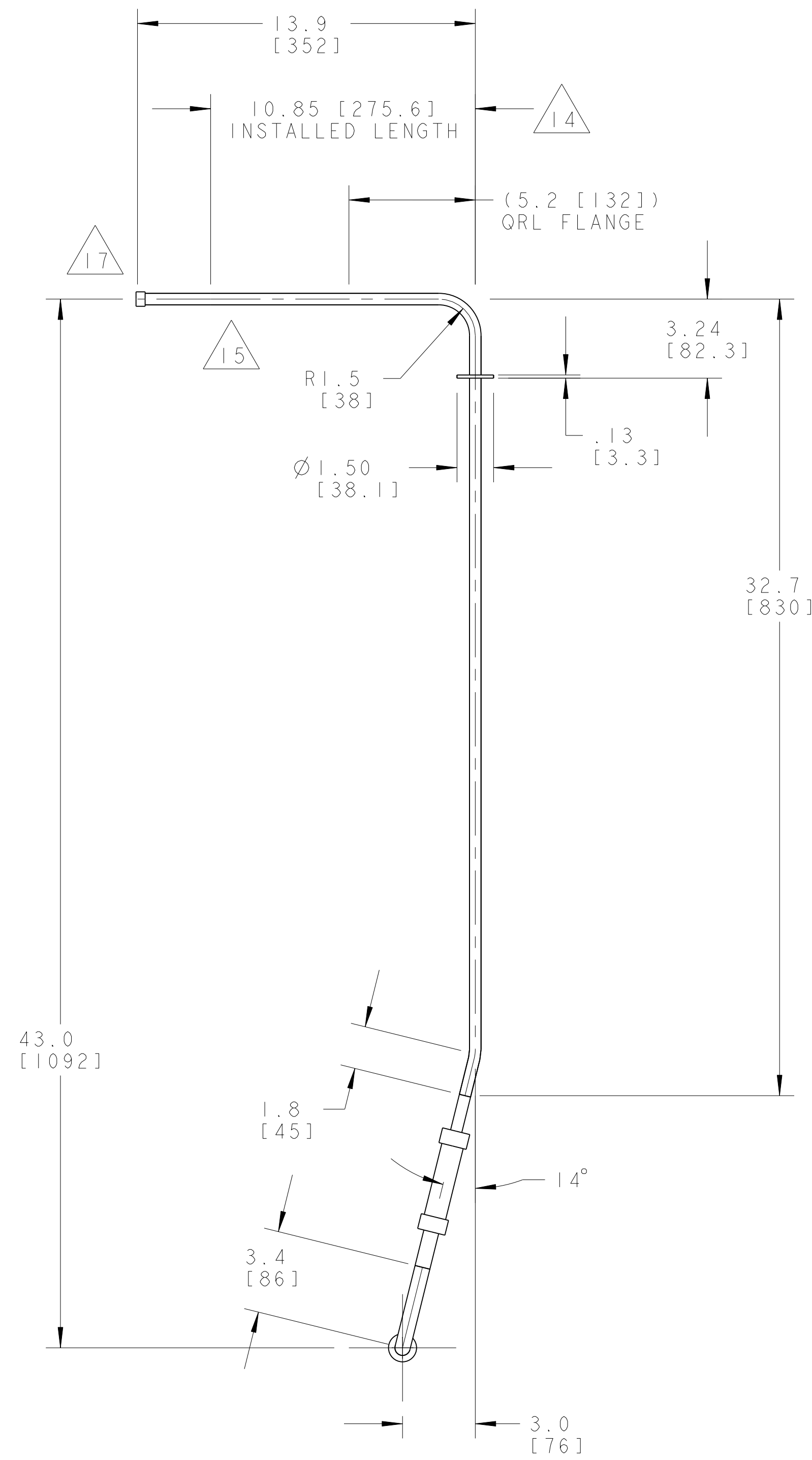
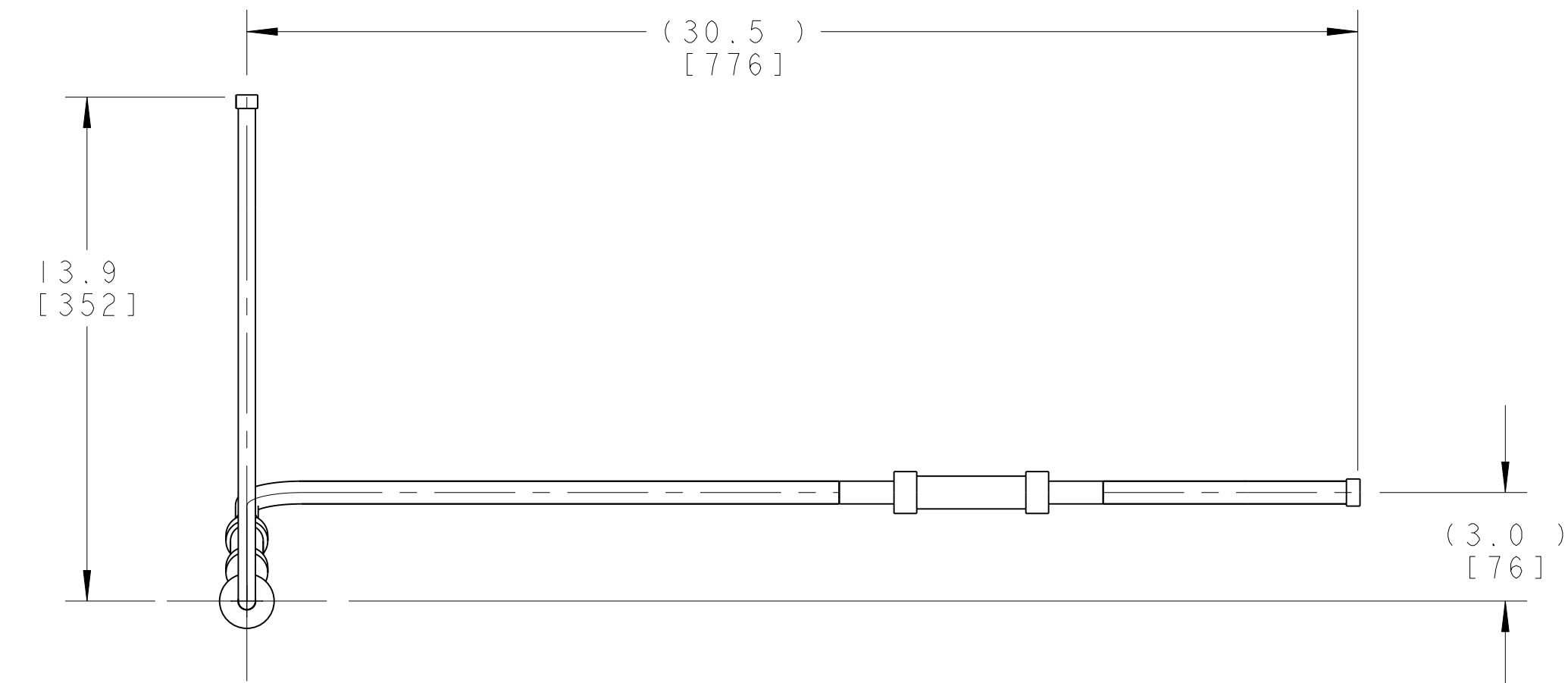


NOTES: (UNLESS OTHERWISE SPECIFIED)

1. THIS IS A CRYOGENIC VACUUM COMPONENT.
2. WELDING PROCEDURE: PER VENDOR SPECIFICATION WITH LBNL APPROVAL.
3. CLEANING PROCEDURE : PER VENDOR SPECIFICATION WITH LBNL APPROVAL.
4. PACKAGING AND STORAGE PROCEDURE OF THE COMPONENTS: PER VENDOR SPECIFICATION WITH LBNL APPROVAL.
5. DIMENSIONS AND TOLERANCING PER ANSI Y14.5M-1982. UNITS ARE IN INCHES [mm] UNLESS OTHERWISE SPECIFIED.
6. USE OF SULFUR OR SILICONE BEARING OILS, LUBRICANTS, OR COOLANTS ARE STRICTLY PROHIBITED.
7. USE OF RESIN OR RUBBER BONDED ABRASIVES UNDER POWER IS STRICTLY PROHIBITED. USE VITREOUS BONDED ABRASIVES ONLY.
8. VENDOR SUGGESTED CHANGES TO WELD PREPS; SUBJECT TO LBNL APPROVAL.
9. FITTINGS MAY BE USED IN PLACE OF BENDS; SUBJECT TO LBNL APPROVAL.
10. VENDOR SUGGESTED CHANGES TO TOLERANCES TO FACILITATE FABRICATION OR ASSEMBLY; SUBJECT TO LBNL APPROVAL.
11. REMOVE ALL THE BURRS AND REAM THE ENDS FOR CIRCULARITY AND CLEAN ENDS.
12. TUBE END SURFACE MUST BE PERPENDICULAR TO THE TUBE AXIS WITHIN +/- .010.
13. PERFORM ACCEPTANCE TESTS PER SECTION 3.2 OF LBNL SPECIFICATION M856.
14. A MARK DESIGNATING THE INSTALLED LENGTH WILL BE UTILIZED DURING FINAL INSTALLATION OF THE FEEDBOX ASSEMBLY. MARK, SCRIBE OR ETCH THIS LOCATION IN A PERMANENT MANNER, SUBJECT TO LBNL APPROVAL, TO AN ACCURACY OF  $\pm 0.063$ ".
15. PROVIDE A MINIMUM LENGTH OF 4.0" OF STRAIGHT, SMOOTH PIPE ON THE INDICATED SIDE OF THE INSTALLED LENGTH MARK FOR PIPE WELDING DURING FINAL INSTALLATION OF THE FEEDBOX ASSEMBLY.
16. PIPE MUST BE STRAIGHT AND SMOOTH (NO BUMPS) FOR 0.5" ON EITHER SIDE OF THE CENTER-PLANE OF THE SUPPORT.
17. CAP BOTH ENDS OF PIPE AFTER ACCEPTANCE TESTS PER SECTION 3.2 OF LBNL SPECIFICATION M856.



ITEM	PART NO	REQD	DESCRIPTION	MATERIAL
6	-	1	BRAIDED FLEX HOSE, 1/2" ID X 3' LL	SS 309 SERIES
5	-	1	TUBE, PER ASTM A269	SS 304L
4	-	1	FLANGE, SPIDER INTERFACE	SS 304L
3	-	1	TUBE, PER ASTM A269	SS 304L
2	-	1	TUBE, PER ASTM A269	SS 304L
1	-	1	BRAIDED FLEX HOSE, 1/2" ID X 3' LL	SS 309 SERIES

REV	DWG	CHK	ZONE	DATE	DESCRIPTION
A	ARH	SPY		11-01-02	INITIAL RELEASE
					CHANGES

UNLESS OTHERWISE SPECIFIED  
 X.X ± 0.1 FRACTION ± 1/64  
 X.XX ± 0.03 ANGLES ± 1.00°  
 X.XXX ± 0.010 FINISH TO 150  
 DO NOT SCALE PRINT  
 CHECKED AND CLASSIFIED  
 CHAMFER ENDS OF ALL SCREW THREADS 30°  
 CUT ROUNDS, 1.5 THREAD RELIEF ON MACHINED THREADS  
 BREAK EDGES .125 MAX. ON MACHINED WORK  
 REMOVE BURRS, WELD SPATTER & LOOSE SCALE  
 IN ACCORDANCE WITH ASME B14.9 & B46.1

**SHOP ORDERS**

ITEM	NO	DATE	BY
1	1	11-01-02	ARH

**ERNEST ORLANDO LAWRENCE  
 BERKELEY NATIONAL LABORATORY**  
 UNIVERSITY OF CALIFORNIA BERKELEY

LHC IR FEEDBOX  
 CRYOGENICS  
 PIPE, CC3

SCALE: 1/4  
 SHEET 1 OF 1  
 Z5LCE2 LH2003 2515216

2515216 A 1

NAME: ARHARRIS OBJECT: 251521 DATE: 25-Nov-02 14:11:09