

8

7

6

5

4

3

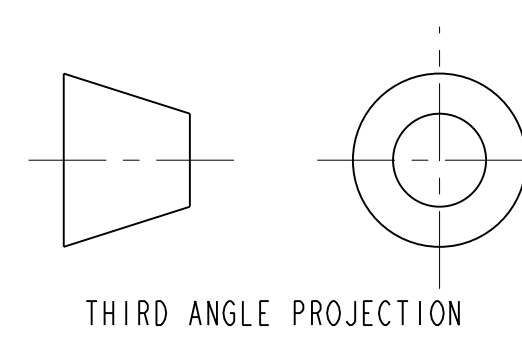
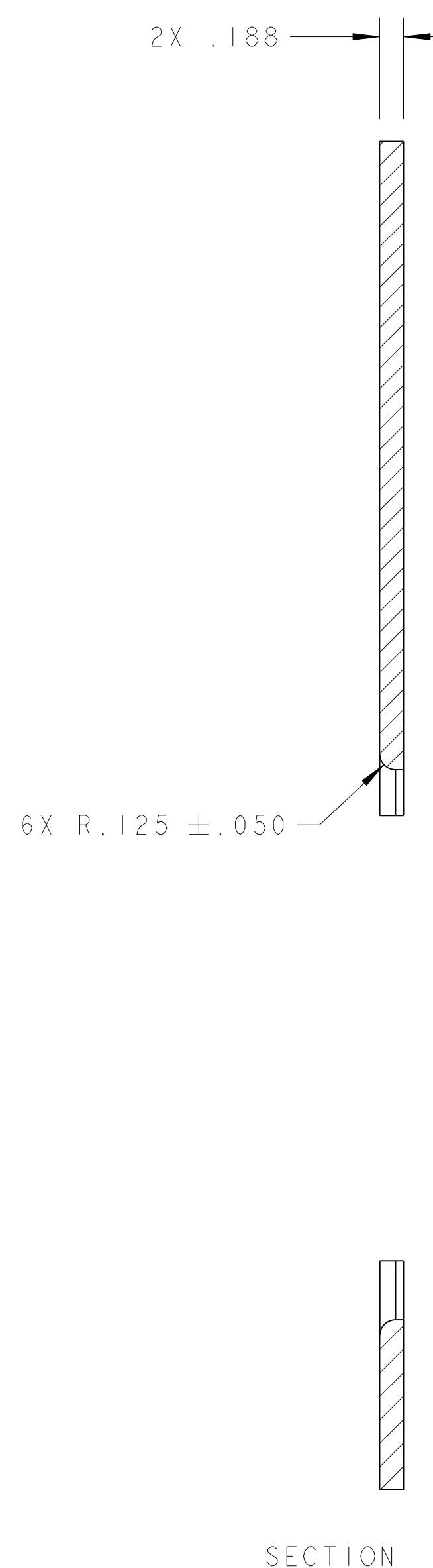
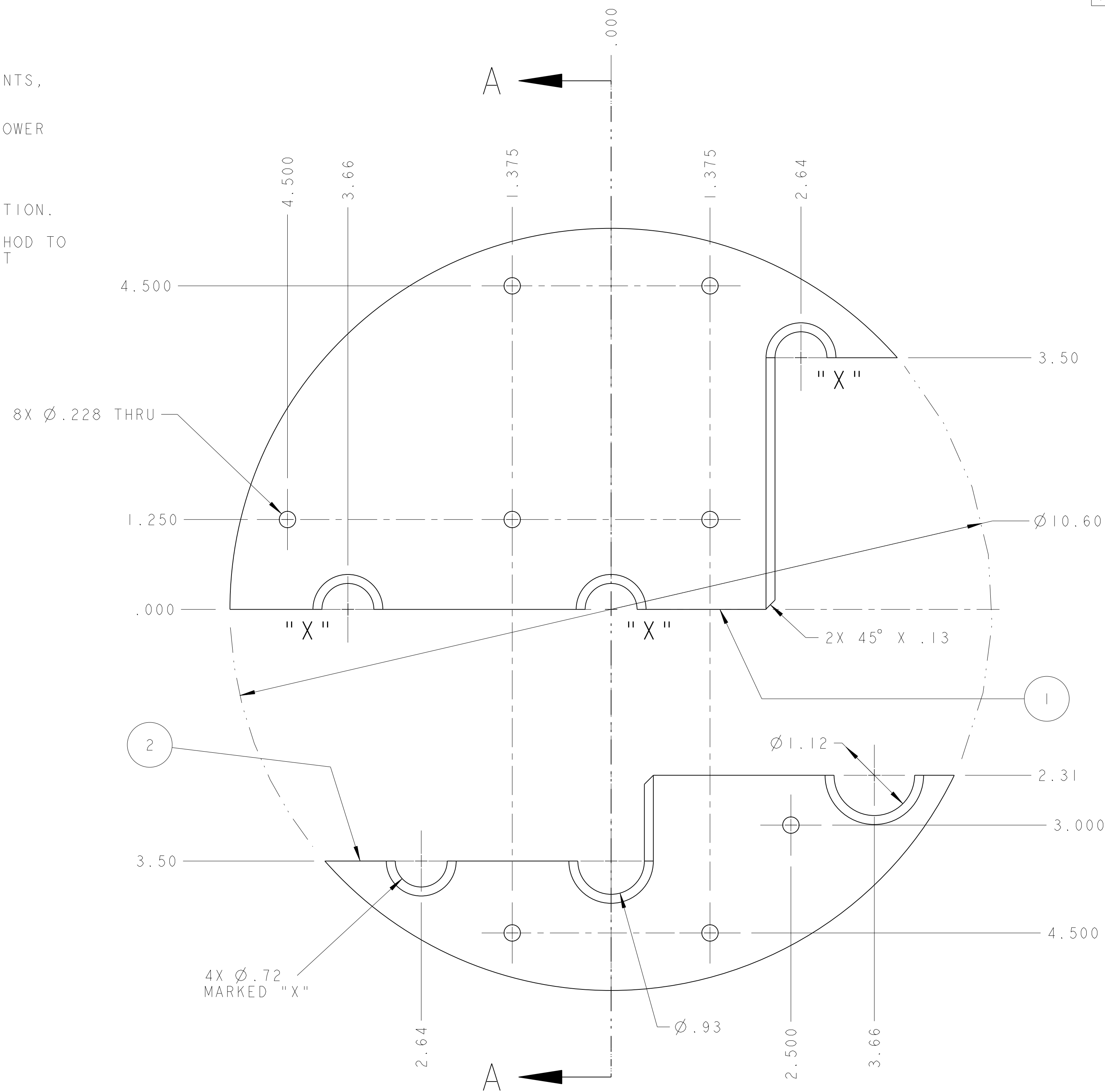
DWG. NO. 2513924 SIZE REV. A 1

1

2	-	1	RETAINER PLATE -2	NEMA G10
1	-	1	RETAINER PLATE -1	NEMA G10
ITEM	PART NO	REQD	DESCRIPTION	MATERIAL

NOTES: UNLESS OTHERWISE SPECIFIED,

1. DIMENSIONS AND TOLERANCING PER ANSI Y14.5M-1982 UNITS ARE IN INCHES UNLESS OTHERWISE SPECIFIED.
2. USE OF SULFUR OR SILICONE BEARING OILS, LUBRICANTS, OR COOLANTS ARE STRICTLY PROHIBITED
3. USE OF RESIN OR RUBBER BONDED ADRASIVES UNDER POWER IS STRICTLY PROHIBITED. USE VITREOUS BONDED ABRASIVES ONLY.
4. THIS IS A HIGH VACUUM COMPONENT. CLEAN AFTER MACHINING USING A NON-ETCHING ALKALI BASED SOLUTION.
5. PROTECT FINISHED PART BY BAGGING OR SIMILAR METHOD TO PROTECT AND MAINTAIN CLEANLINESS DURING SHIPMENT AND STORAGE.



THIRD ANGLE PROJECTION

REV	DWG	CHK	ZONE	DATE	INITIAL RELEASE
A	ARH	SPV		11-14-02	CHANGES

UNLESS OTHERWISE SPECIFIED	
X.X ± 0.1	FRAC. ± 1/64
X.XX ± 0.02	Angles ± 1.00°
X.XXX ± 0.005	FINISH 125 \sqrt{Ra}
DO NOT SCALE PRINT	
THREADS ARE CLASS 2	
CHAMFER ENDS OF ALL SCREW TREADS 30°	
CUT ROUND, 1.5 THREAD RELIEF ON MACHINED THREADS	
BREAK EDGES .016 MAX. ON MACHINED WORK	
REMOVE BURRS, WELD SPLATTER & LOOSE SCALE	
IN ACCORDANCE WITH ASME Y14.5M & B46.1	

SHOP ORDERS	
ACCT NO.	NO. REQD
DEL TO	DATE ISSD
DEL TO	DATE REQD
SURFACE TREATMT	
IDENT METHOD	TAG
PROJECT NUMBER	N/A
PROJECT NAME	N/A
DWG BY	R LA MANTIA
DATE	14-Nov-01
CHK BY	Jon Zbasnik/S.Virostek
DATE	14-Nov-02
APP BY	Jon Zbasnik/D.Oshatz
DATE	14-Nov-02

ERNEST ORLANDO LAWRENCE BERKELEY NATIONAL LABORATORY UNIVERSITY OF CALIFORNIA - BERKELEY			
LHC IR FEEDBOX CRYOGENICS RETAINER PLATE ASSEMBLY			
MICROFILMED:	DWG. TYPE	SHOWN ON	SCALE: 1/1
	ASSEM	251200	DO NOT SCALE PRINTS
PATENT CLEAR:	DESIGN ACCT. NO.	CATEGORY CODE	DWG. NO.
	Z5LCE2	LH2003	2513924
			SIZE REV.
			A

8

7

6

5

4

3

2

1