| ITEM | PART NO | REQD | DESCRIPTION | MATERIAL |
|---|---|---|---|---|
| 2 | 21f410 | 1 | BARE SECTOR BODY ASSEMBLY | - |
| 1 | 21F360 | 3 | T-WASHER, SECTOR MOUNT | VICTREX PEEK |

| | |
|---|---|
| Assembly Procedure | "A" |
| Bonded T-Washers Nominal Surface Offset | .800 mm |
| Machine T-Washers to Final Surface Offset | .65 ± .05 MM |

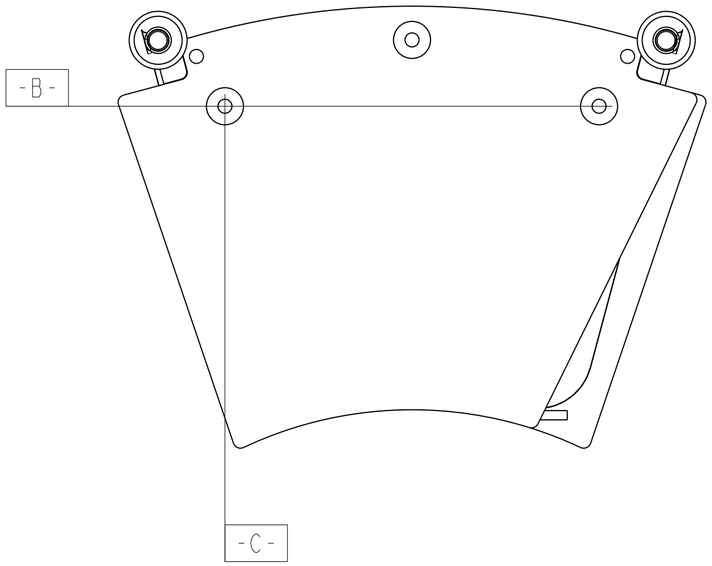


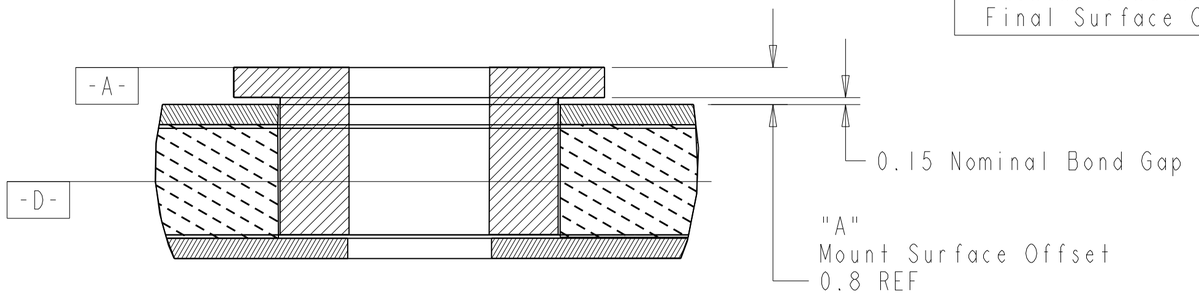


DETAIL T-WASHER INSTALLATION
SCALE 10.000

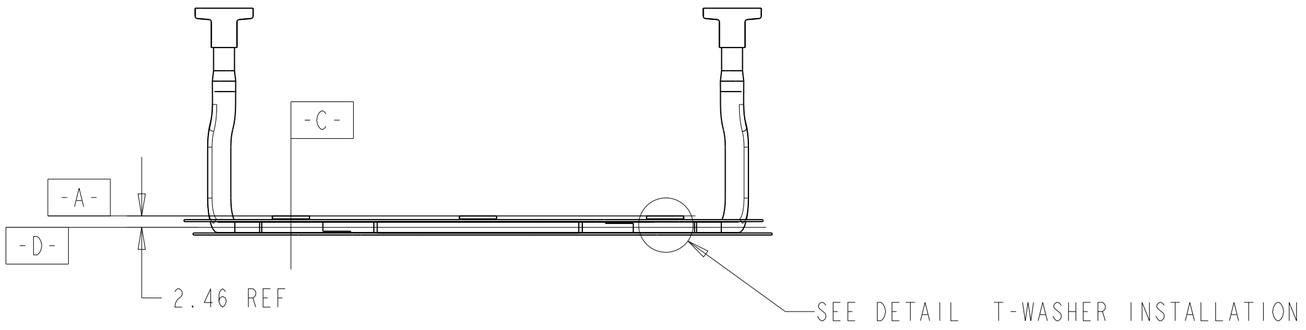


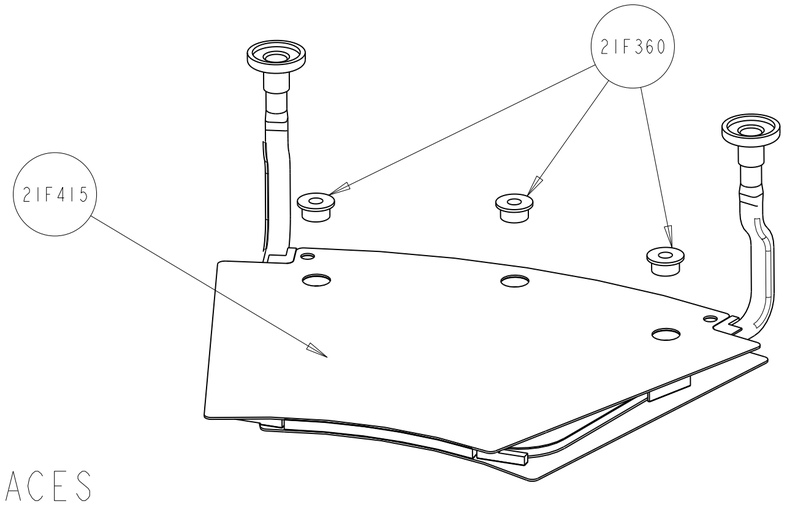


NOTE: DATUM A IS THRU THE POST-MACHINED T-WASHER SURFACES
DATUM B IS THRU THE MIDPLANE OF THE SECTOR

| REV | DWG | CHK | ZONE | DATE | CHANGES |
|---|---|---|---|---|---|

UNLESS OTHERWISE SPECIFIED

| TOLERANCES | | |
|---|---|---|
| | X.X ± 0.1 | FRAC. ± 1/64 |
| | X.XX ± 0.01 | Angles ± 0.50° |
| | X.XXX ± 0.001 | FINISH 125 (μin) |

DO NOT SCALE PRINT

THREADS ARE CLASS 2
CHAMFER ENDS OF ALL SCREW TREADS 30°
CUT ROUND, 1.5 THREAD RELIEF ON MACHINED THREADS
BREAK EDGES .016 MAX. ON MACHINED WORK
REMOVE BURRS, WELD SPLATTER & LOOSE SCALE
IN ACCORDANCE WITH ASME Y14.5M & B46.1

SHOP ORDERS

| | | | |
|---|---|---|---|
| ACCT NO. | NO. REQD | SER NO. | - |
| DEL TO | | DATE ISSD | - |
| SURFACE TREATMT | | DATE REQD | - |
| IDENT METHOD | TAG | | |
| PROJECT NUMBER | ATL-IP-ED-0029 | US ATLAS SILICON SUBSYSTEM (logo) | |
| PROJECT NAME | US ATLAS SILICON SUBSYSTEM | | |
| DWG BY | D. UKEN | DATE | 29-Jun-01 |
| CHK BY | J. WIRTH | DATE | |
| APR BY | E. ANDERSSEN | DATE | |

ERNEST ORLANDO LAWRENCE
BERKELEY NATIONAL LABORATORY
UNIVERSITY OF CALIFORNIA - BERKELEY

ATLAS PIXEL DETECTOR
DISK SECTOR, MODULE LOCAL SUPPORT
Bare Sector Final Assembly

| MICROFILMED: | DWG. TYPE | SHOWN ON | SCALE: 1.000 | DO NOT SCALE PRINTS |
|---|---|---|---|---|
| | ASSEM | | SHEET 1 OF 1 | |
| PATENT CLEAR: | DESIGN ACCT. NO. | CATEGORY CODE | DWG. NO. 21F4153 SIZE | REV. 1 |
| | PIAP11 | AP6110 | | |

Dwg. File: 21F415 Model File: 21F415

DWG. NO. 21F4153 SIZE REV. 1 SH. 1

Rev. 1/8/2001 ATLAS