ITEM	PART NO	REQD	DESCRIPTION	MATERIAL
2	21F410	1	BARE SECTOR BODY ASSEMBLY	-
1	21F360	3	T-WASHER, SECTOR MOUNT	VICTREX PEEK

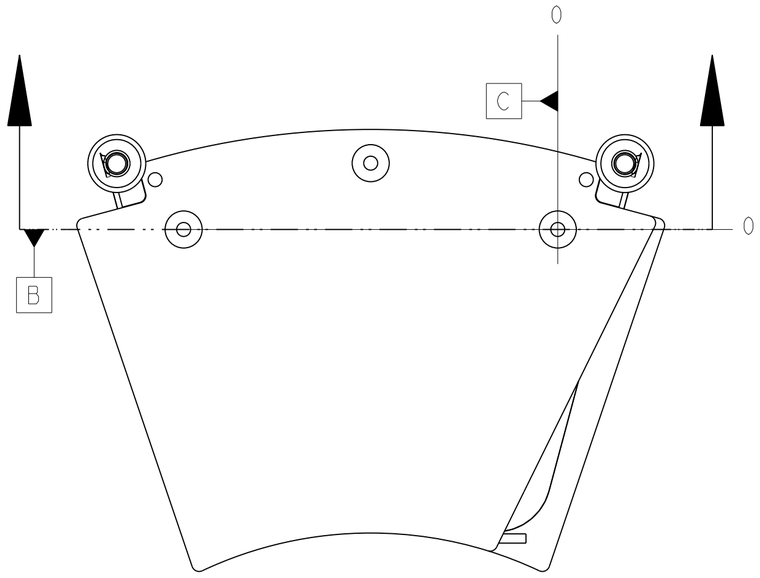

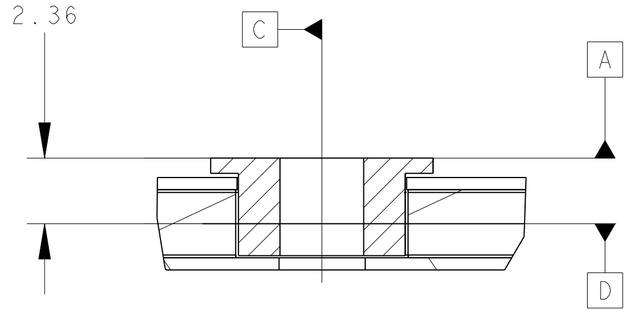

FACED_T-WASHER
6/1

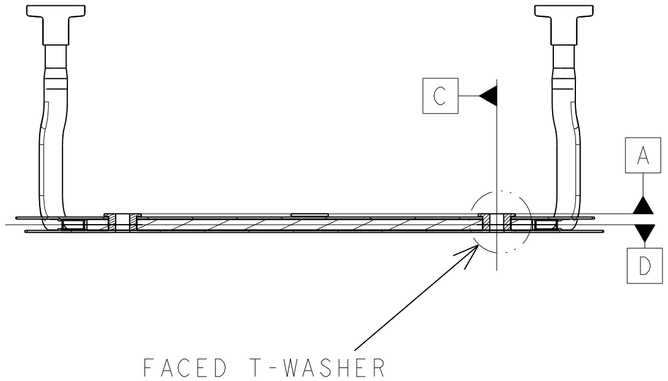

FACED T-WASHER

SCALE 1/1

Mask tube ends and mounting surfaces
Parylene C coat 8-10 μ thick

REV	DWG	CHK	ZONE	DATE	CHANGES

UNLESS OTHERWISE SPECIFIED

TOLERANCES		
	X.X ± 0.1	FRAC. ± 1/64
	X.XX ± 0.01	Angles ± 0.50°
	X.XXX ± 0.001	FINISH 125 (μin)

DO NOT SCALE PRINT

THREADS ARE CLASS 2
CHAMFER ENDS OF ALL SCREW TREADS 30°
CUT ROUND, 1.5 THREAD RELIEF ON MACHINED THREADS
BREAK EDGES .016 MAX. ON MACHINED WORK
REMOVE BURRS, WELD SPLATTER & LOOSE SCALE
IN ACCORDANCE WITH ASME Y14.5M & B46.1

SHOP ORDERS

ACCT NO.	See J.O.	NO. REQD	60
DEL TO	Jon Wirth		
SURFACE TREATMT			
IDENT METHOD	TAG		
PROJECT NUMBER	ATL-IP-ED-0029		
PROJECT NAME	US ATLAS SILICON SUBSYSTEM		
DWG BY	D. UKEN	DATE	18-JUN-01
CHK BY	E. ANDERSSEN	DATE	3-JUL-01
APR BY	E. ANDERSSEN	DATE	

SER NO. -
DATE ISSD -
DATE REQD -

US ATLAS SILICON SUBSYSTEM (logo)

ERNEST ORLANDO LAWRENCE BERKELEY NATIONAL LABORATORY
UNIVERSITY OF CALIFORNIA - BERKELEY

ATLAS PIXEL DETECTOR
DISK SECTOR, MODULE LOCAL SUPPORT
Bare Sector Final Machining

MICROFILMED:	DWG. TYPE	SHOWN ON	SCALE: 1/1	DO NOT SCALE PRINTS
	ASSEM		SHEET 1 OF 1	
PATENT CLEAR:	DESIGN ACCT. NO.	CATEGORY CODE	DWG. NO. 21F4143	SIZE / REV. 1
	PIAP11	AP6110		

DWG. NO. 21F4143 SIZE 1 REV. 1 SH. 1

Rev. 1/8/2001 ATLAS

Dwg. File: 21F414 Model File: 21F414