ITEM	PART NO	REQD	DESCRIPTION	MATERIAL
3	21F407		NON-MOUNTSIDE SECTOR FACING W/C-E PLACEMENT	-
2	21F471		Sector Cooling Tube with CGL 7018 LV-XF	
1	21F405		FINISHED MOUNTSIDE FACING WITH C-E PLACEMENT	-

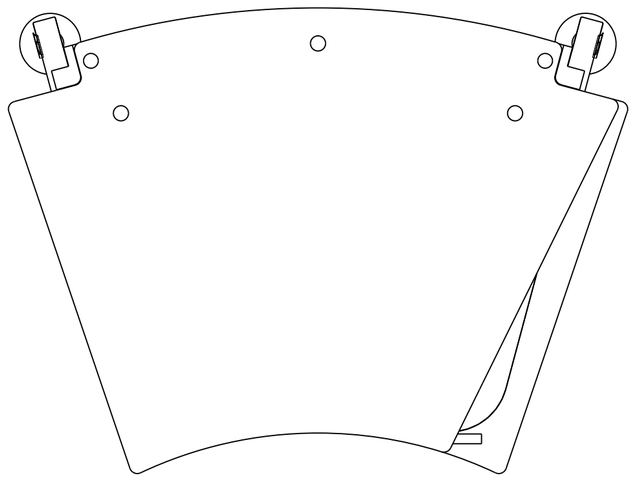

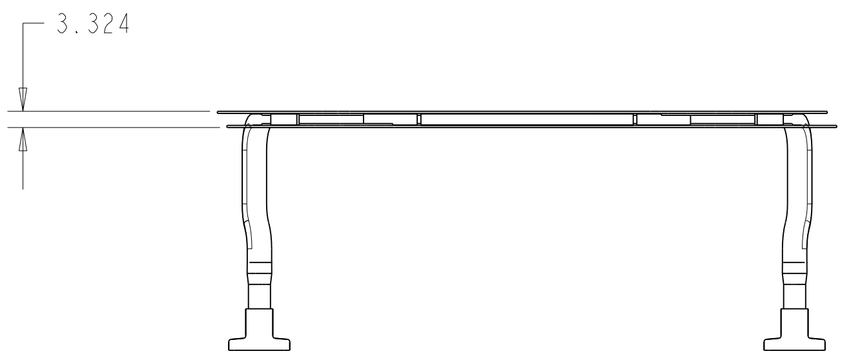

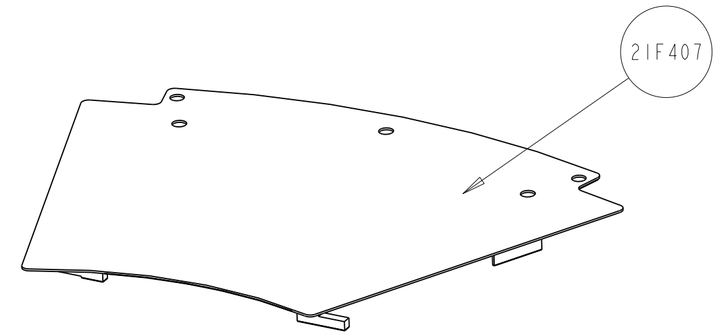

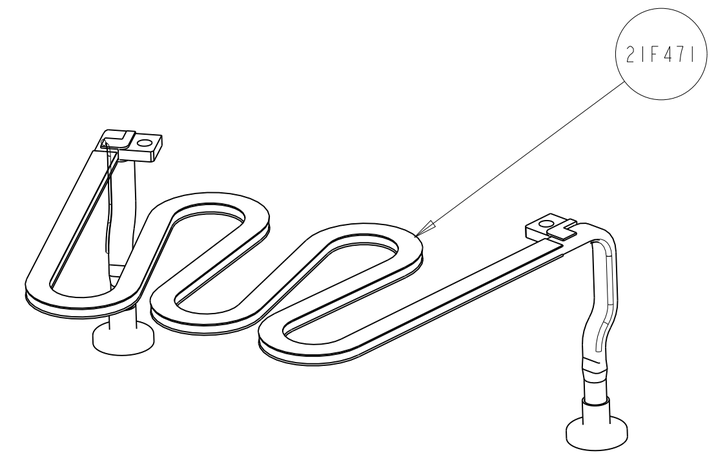

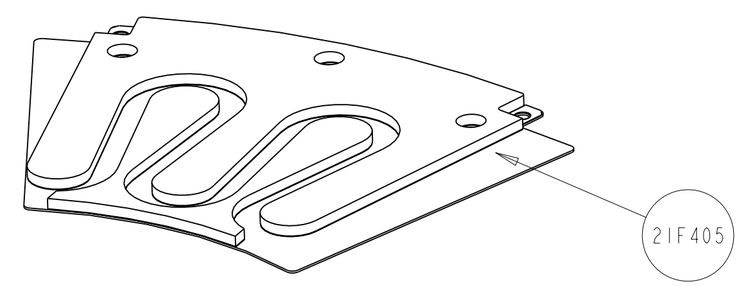

REV	DWG	CHK	ZONE	DATE	CHANGES

UNLESS OTHERWISE SPECIFIED

TOLERANCES		
	X.X ± 0.5	FRAC. ± 1/64
	X.XX ± 0.05	Angles ± 1.00°
	X.XXX ± 0.010	FINISH 125 √(µin)

DO NOT SCALE PRINT

THREADS ARE CLASS 2
CHAMFER ENDS OF ALL SCREW TREADS 30°
CUT ROUND, 1.5 THREAD RELIEF ON MACHINED THREADS
BREAK EDGES .016 MAX. ON MACHINED WORK
REMOVE BURRS, WELD SPLATTER & LOOSE SCALE
IN ACCORDANCE WITH ASME Y14.5M & B46.1

SHOP ORDERS

ACCT NO.	See J.O.	NO. REQD 60	DATE ISSD -
DEL TO	Jon Wirth		DATE REQD -
SURFACE TREATMT	-		
IDENT METHOD	TAG		
PROJECT NUMBER	ATL-IP-ED-0031		US ATLAS SILICON SUBSYSTEM (logo)
PROJECT NAME	US ATLAS SILICON SUBSYSTEM		
DWG BY	D UKEN		DATE 19-JUN-01
CHK BY	J WIRTH		DATE 3-JUL-01
APR BY	E ANDERSSEN		DATE

SER NO. -

ERNEST ORLANDO LAWRENCE BERKELEY NATIONAL LABORATORY
UNIVERSITY OF CALIFORNIA - BERKELEY

ATLAS PIXEL DETECTOR
DISK SECTOR, MODULE LOCAL SUPPORT
BARE SECTOR BODY ASSEMBLY

MICROFILMED:	DWG. TYPE	SHOWN ON	SCALE: 1.000	DO NOT SCALE PRINTS
	ASSEM	21F415	SHEET 1 OF 1	
PATENT CLEAR:	DESIGN ACCT. NO.	CATEGORY CODE	DWG. NO.	SIZE / REV.
	PIAP-11	AP6110	21F4103	1

Dwg. File: 21F410 Model File: 21F410

DWG. NO. 21F4103 SIZE 1 REV. 1 SH. 1

Rev 17/02/01 ALAS