DESCRIPTION	MATERIAL	MAT. LOCATION
-	Ti 6Al4V	-



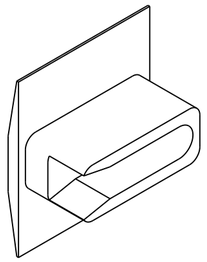

SCALE 1/1

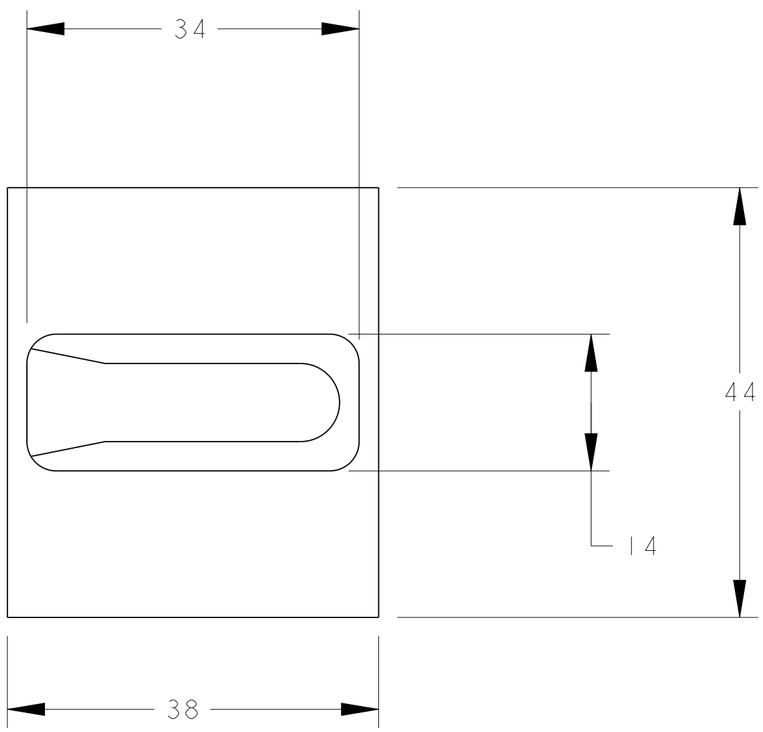

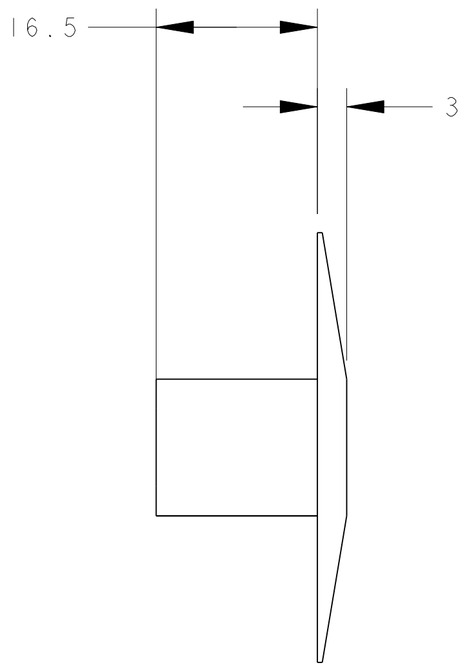

REV	DWG	CHK	ZONE	DATE	CHANGES

UNLESS OTHERWISE SPECIFIED

TOLERANCES		
	X.X ± 0.5	FRAC. ± 1/64
	X.XX ± 0.05	Angles ± 1.00°
	X.XXX ± 0.010	FINISH 125 √(μin)

DO NOT SCALE PRINT

THREADS ARE CLASS 2

CHAMFER ENDS OF ALL SCREW TREADS 30°

CUT ROUND, 1.5 THREAD RELIEF ON MACHINED THREADS

BREAK EDGES .016 MAX. ON MACHINED WORK

REMOVE BURRS, WELD SPLATTER & LOOSE SCALE

IN ACCORDANCE WITH ASME Y14.5M & B46.1

SHOP ORDERS

SER NO.	-		
ACCT NO.		NO. REQD	DATE ISSD -
DEL TO			DATE REQD -
SURFACE TREATMT	-		
IDENT METHOD	TAG		
PROJECT NUMBER	N/A		US ATLAS SILICON SUBSYSTEM (logo)
PROJECT NAME	US ATLAS SILICON SUBSYSTEM		
DWG BY	ANDERSSEN		DATE 15-Feb-03
CHK BY	HARTMAN		DATE
APR BY	GILCHRIESE		DATE

ERNEST ORLANDO LAWRENCE BERKELEY NATIONAL LABORATORY
UNIVERSITY OF CALIFORNIA - BERKELEY

ATLAS PIXEL DETECTOR
PIXEL SUPPORT TUBE
PIXEL MOUNT BLOCK GENERIC

MICROFILMED:	DWG. TYPE		SCALE: 2/1	DO NOT SCALE PRINTS
	PART	SHOWN ON	SHEET 1 OF 1	
PATENT CLEAR:	DESIGN ACCT. NO.	CATEGORY CODE	DWG. NO. 2501303	SIZE / REV.
	PIAPII	AP6300		

Dwg. File: 250130_Model File: GENERIC_PIXEL_MOUNT_BLOCK

Rev 1/8/2002 ATLAS

DWG. NO. 2501303 SIZE REV. SH. 1