

8 7 6 5 4 3 2 1

REV	REVISIONS	DATE	APPROVED
	DESCRIPTION		

D

D

C

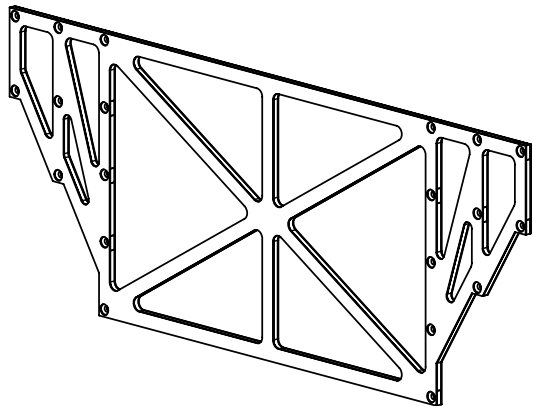
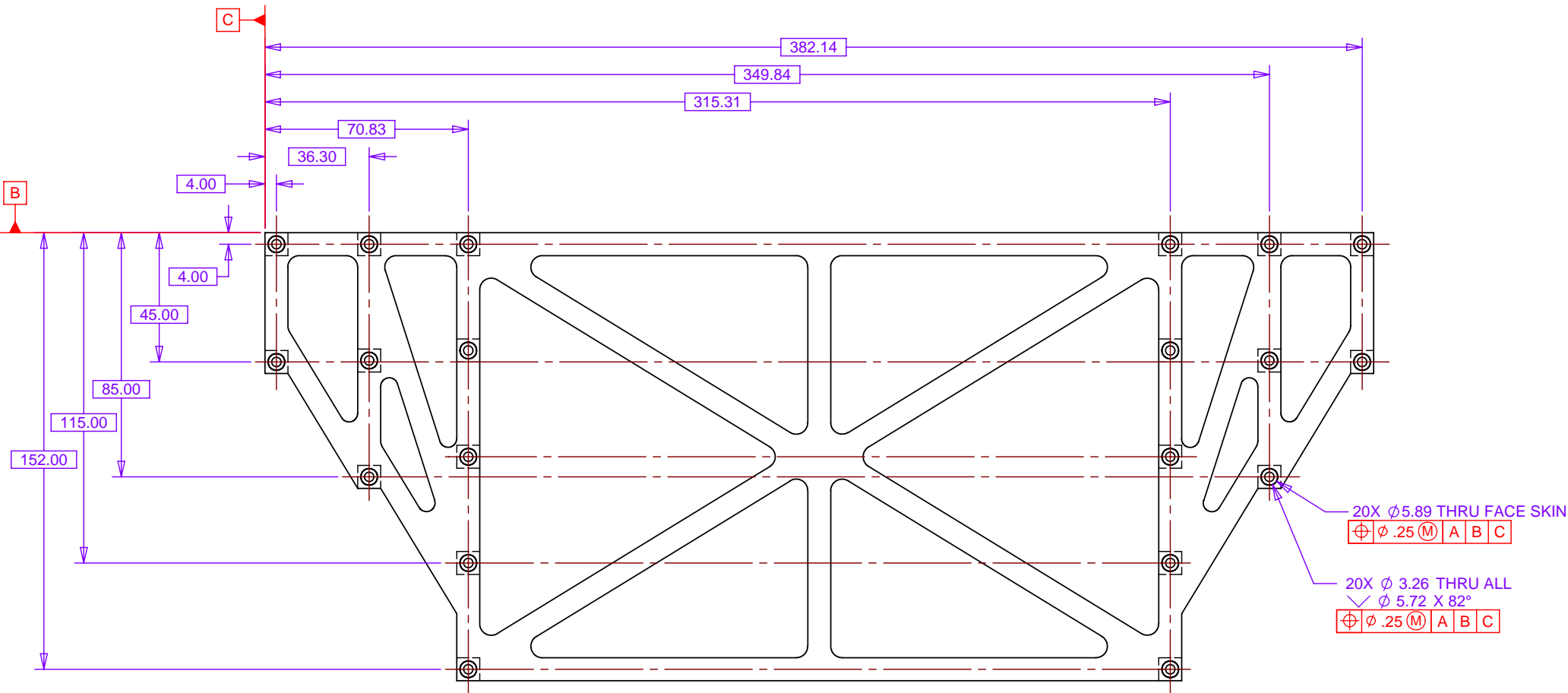
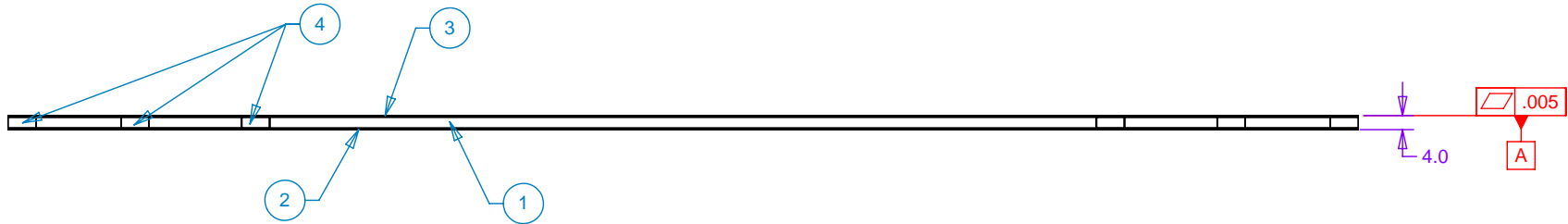
C

B

B

A

A

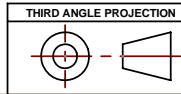


NOTES: UNLESS OTHER WISE SPECIFIED

1. ALL DIMENSIONS IN MILLIMETERS
2. DIMENSIONS AND TOLERANCING PER ASME Y14.5M-1994
3. SURFACE TEXTURE PER ANI/ASME B 46.1-1985
4. REMOVE ALL BURRS AND BREAK SHARP EDGES TO A MAXIMUM OF .4
5. ALL INSIDE CORNERS TO BE .4 RADIUS MAX
6. COUNTERSINK 82 DEGREES ALL TAPPED HOLES TO MAJOR DIAMETER
7. COUNTERSINK 82 DEGREES APPROXIMATELY .08/1.5 DEEP ALL DRILLED HOLES
8. PARTS TO BE THOROUGHLY CLEANED TO REMOVE ALL OIL, GREASE, DIRT AND CHIPS
9. PART NUMBER (DRAWING NO., DASH NO., REVISION NO., SERIAL NO.) TO BE CLEARLY MARKED ON THE PACKAGING BAG OR PART ITSELF.

**PRELIMINARY
NOT FOR
PRODUCTION**

THIS DOCUMENT CONTAINS INFORMATION THAT IS THE PROPRIETARY PROPERTY OF HYTEC, INC.
REPRODUCTION, DISCLOSURE, OR RELEASE TO OTHERS, MANUALLY OR ELECTRONICALLY,
IS STRICTLY PROHIBITED WITHOUT THE PRIOR WRITTEN CONSENT OF HYTEC, INC.



PHENIX PARTS LIST				
ITEM	QTY	PART NO.	DESCRIPTION	MATERIAL
1	1		Barrel Support Center Gusset Core	HEXCELL CRIII 3/16-5052-.0007
2	1		Barrel Support Center Gusset Face Skin	GFRP M55J [0/45/-45/90]
3	1		Barrel Support Center Gusset Face Skin	GFRP M55J [0/45/-45/90]
4	20		Barrel Support Center Gusset Insert 1	POCO GRAPHITE ACF-100Q SPECIALTY GRAPHITE
UNLESS OTHERWISE SPECIFIED: DIMENSIONS ARE IN MILLIMETERS -TOLERANCES-		CAD GENERATED DRAWING, DO NOT MANUALLY UPDATE DO NOT SCALE DRAWING		HYTEC, INC TITLE PHENIX CENTRAL UPGRADE VTX BARREL SUPPORT CENTER GUSSET ASSEMBLY DWG. NO. 111-PHX-02-2019 SIZE D SHEET NO. 1 of 2 SCALE 1:1 REVISION
FINISH	DESIGNER		SIGNATURE	DATE
	Drawn		Roger L. Smith	11/9/2007
	Checked			
	Engineer		RJ Ponchione	11/9/2007
PART NO.		Approved		
111-PHX-02-2019-1				

8 7 6 5 4 3 2 1

	REVISIONS		
REV	DESCRIPTION	DATE	APPROVED

D

D

C

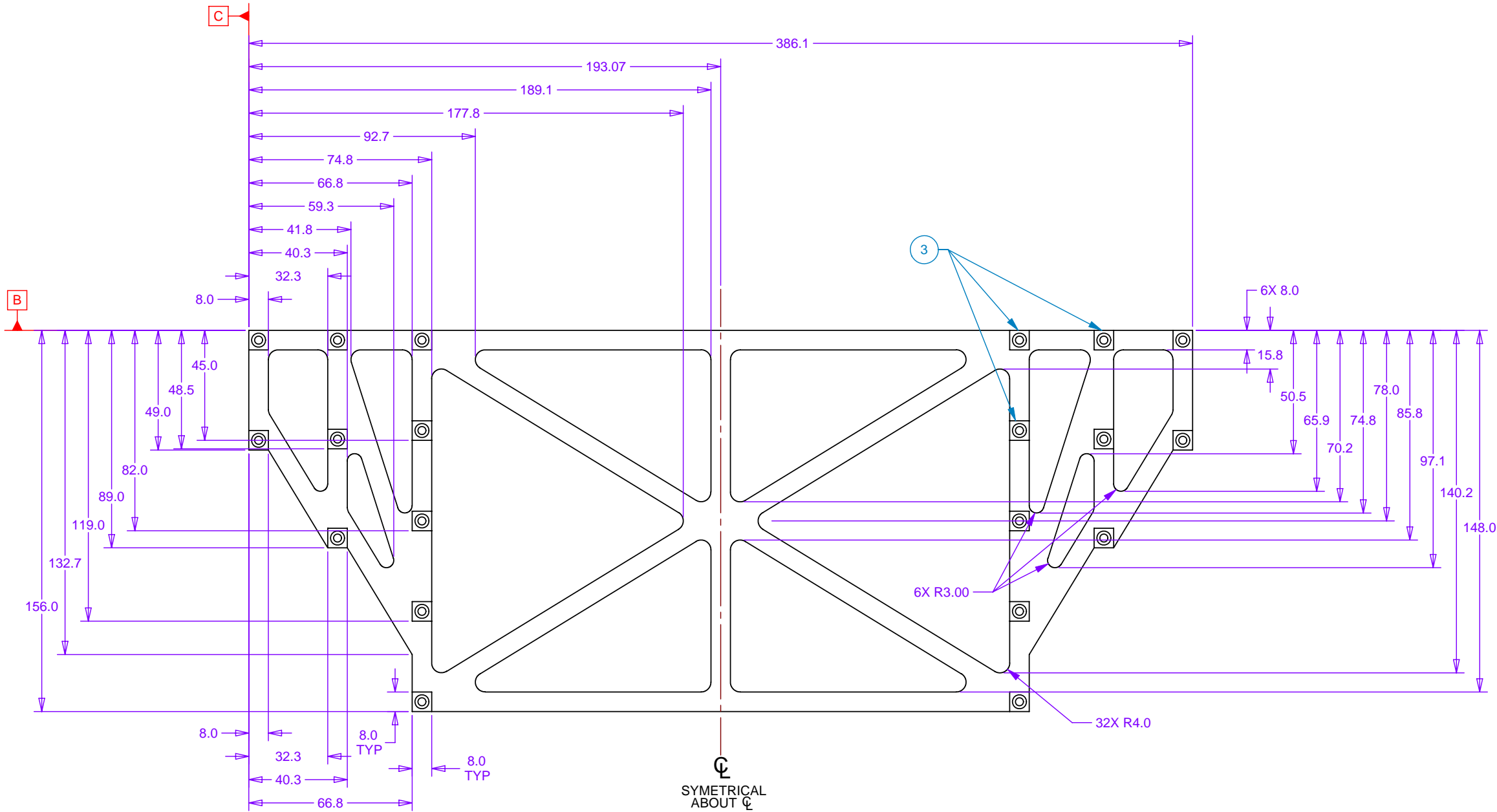
C

B

B

A

A



CL
SYMMETRICAL
ABOUT CL
FRONT FACE SKIN REMOVED
FROM VIEW FOR CLARITY

**PRELIMINARY
NOT FOR
PRODUCTION**

THIS DOCUMENT CONTAINS INFORMATION THAT IS THE PROPRIETARY PROPERTY OF HYTEC, INC.
REPRODUCTION, DISCLOSURE, OR RELEASE TO OTHERS, MANUALLY OR ELECTRONICALLY,
IS STRICTLY PROHIBITED WITHOUT THE PRIOR WRITTEN CONSENT OF HYTEC, INC.

UNLESS OTHERWISE SPECIFIED: DIMENSIONS ARE IN MILLIMETERS -TOLERANCES-		CAD GENERATED DRAWING, DO NOT MANUALLY UPDATE DO NOT SCALE DRAWING		<i>HYTEC, INC</i>			
DECIMALS ANGULAR = +/- .30' .X = +/- .1 .XX = +/- .01 .XXX = +/- .001 SURFACE FINISH = 250				TITLE PHENIX CENTRAL UPGRADE VTX BARREL SUPPORT CENTER GUSSET ASSEMBLY			
FINISH			SIGNATURE	DATE	DWG. NO. 111-PHX-02-2019	SIZE D	SHEET NO. 2 of 2
		Designer	Roger L. Smith	11/9/2007			
PART NO. 111-PHX-02-2019-1		Drawn	Roger L. Smith	11/9/2007			
		Checked					
		Engineer	RJ Ponchione	11/9/2007			
		Approved					
		SCALE 1:1			REVISION		