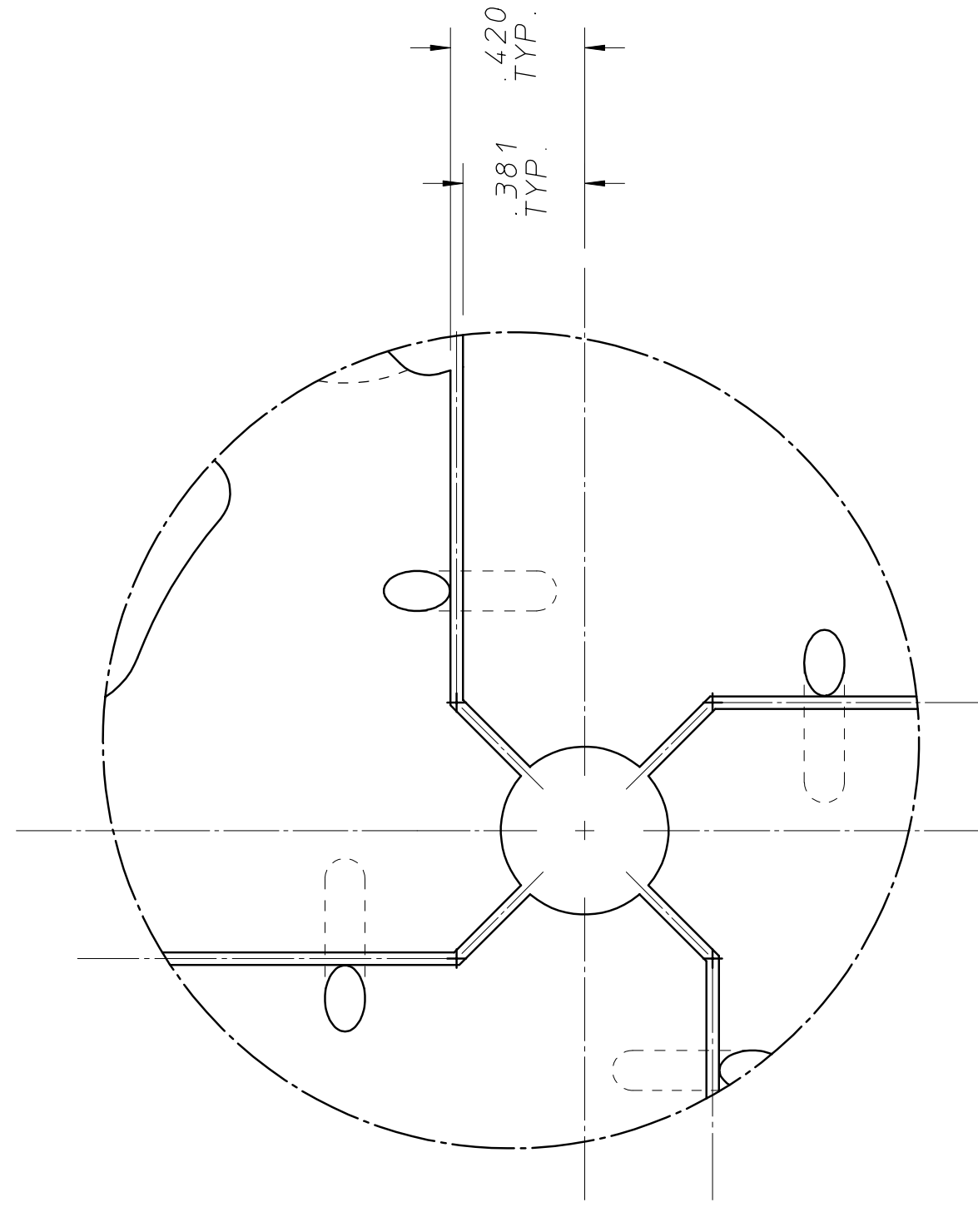
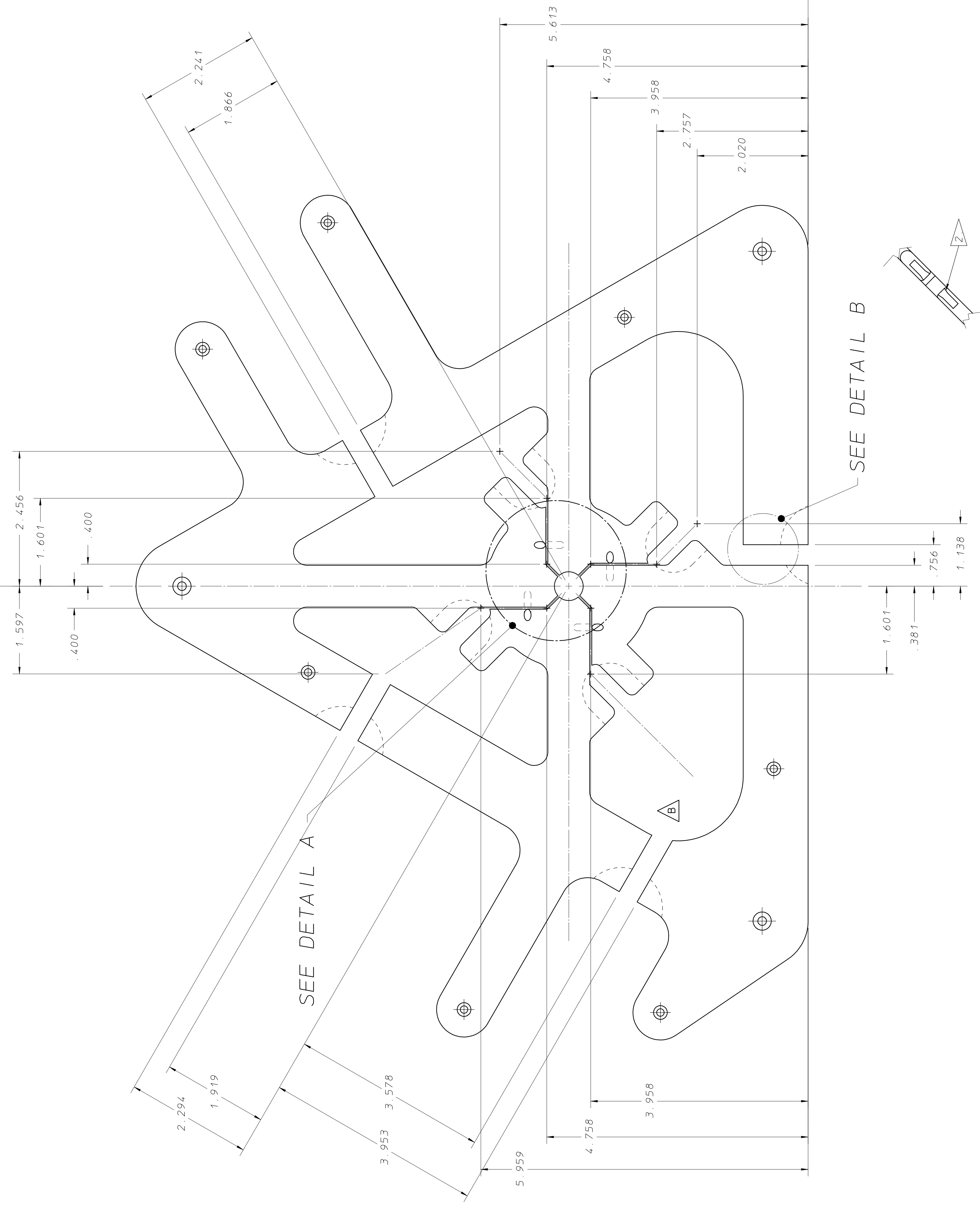


DETAIL A
SCALE 2:1



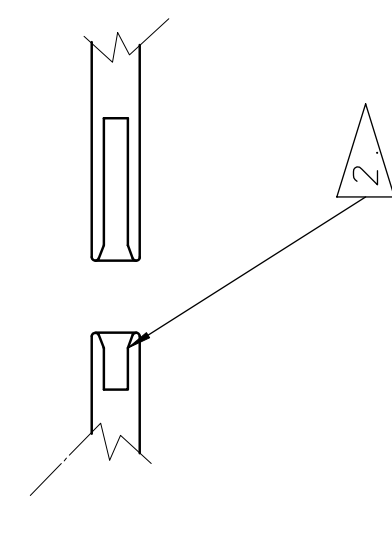
DETAIL B
SCALE 2:1



UNLESS OTHERWISE SPECIFIED

1. PART SHALL NOT HAVE ANY SHARP EDGES, EXCEPT WHERE INDICATED. BREAK ALL OTHER EDGES TO $\pm 0.30^\circ$.
 2. BREAK EDGES TO APPROXIMATELY $\pm .03$ CHAMFERS, 16 LOCATIONS.
 3. SAND AND FILE THE EDM'ed SURFACES TO REMOVE THE SCALE AND SURFACE PITTING.
 4. THIS IS A HIGH-VOLTAGE PART. SHARP CORNERS SHOULD BE ROUNDED AFTER MACHINING.

SEE DETAIL B



REV	DATE	BY	CHK	DESCRIPTION
1	02-10-14	FE3111	DKC	CHOPPER ELECTRODE FIRST MACHINING
2	02-10-14	FE3111	DKC	CHOPPER ELECTRODE SECOND MACHINING

REG. NO.	ITEM NO.	PAR. NO.	REV.	DATE	BY	CHK	DESCRIPTION
1	1	2167106	1	02-10-14	FE3111	DKC	CHOPPER ELECTRODE FIRST MACHINING

REV	DATE	BY	CHK	DESCRIPTION
B	02/10/14	DKC	DKC	CHANGED PERIMETER CUTS TO .38" WIDE TIP
A	02/10/14	DKC	DKC	CHANGED SURFACE TREATMENT TO ELECTROPOLISH
1	02/10/14	DKC	DKC	ADDED NOTES 3-4

REV	DATE	BY	CHK	DESCRIPTION
1	02-10-14	FE3111	DKC	CHOPPER ELECTRODE FIRST MACHINING
2	02-10-14	FE3111	DKC	CHOPPER ELECTRODE SECOND MACHINING