

8

7

6

5

4

3

1

D

C

B

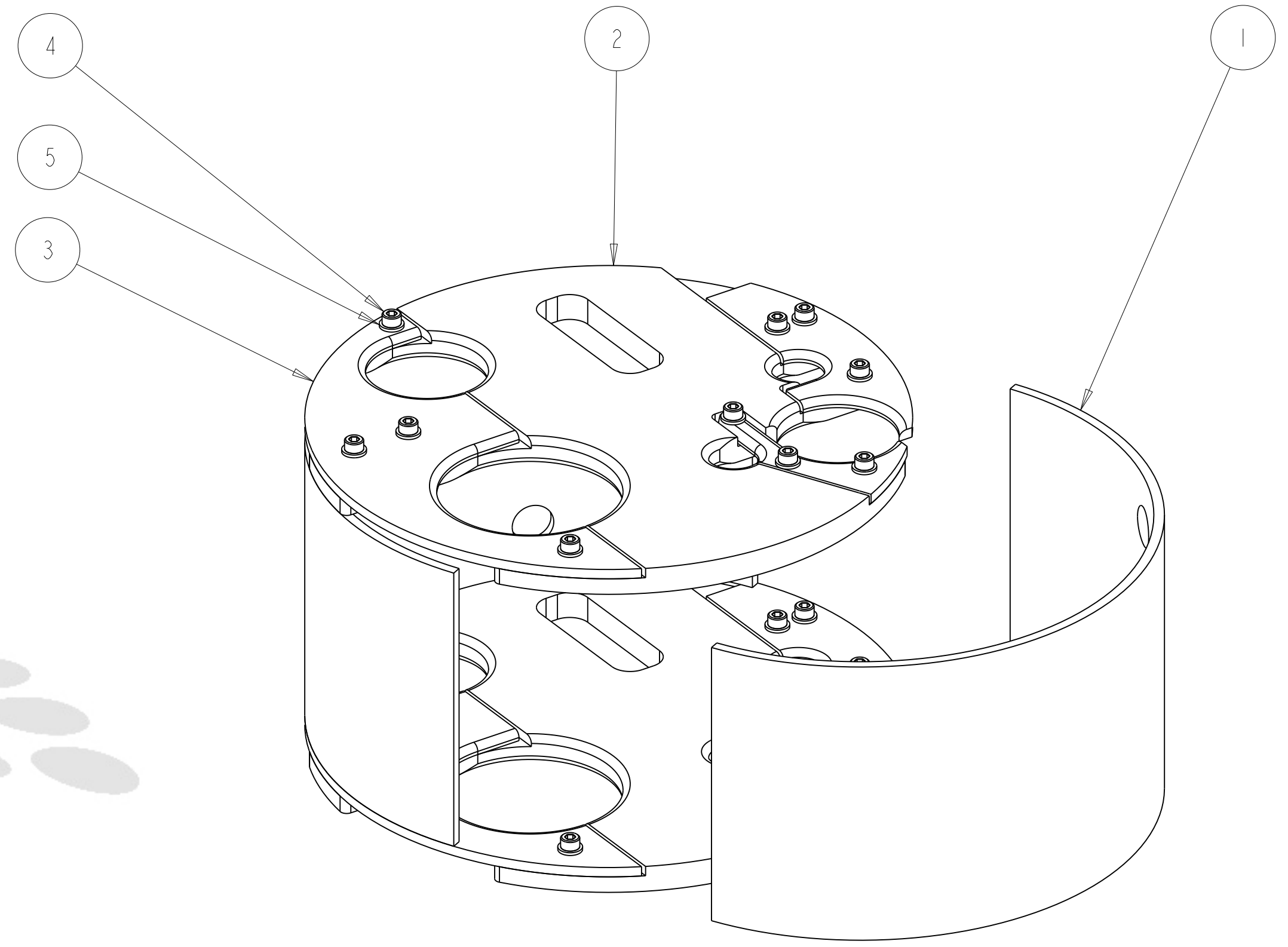
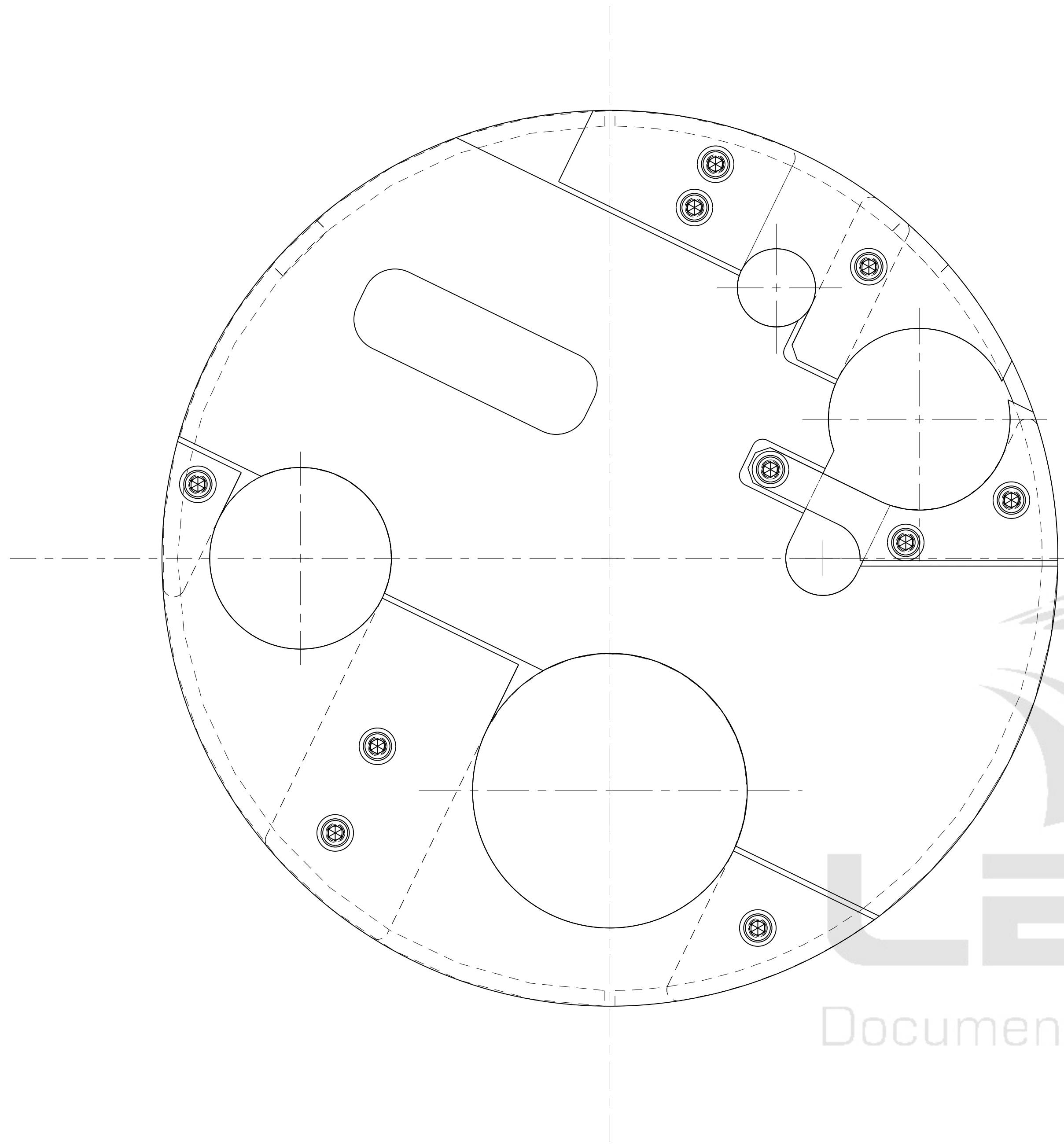
A

D

C

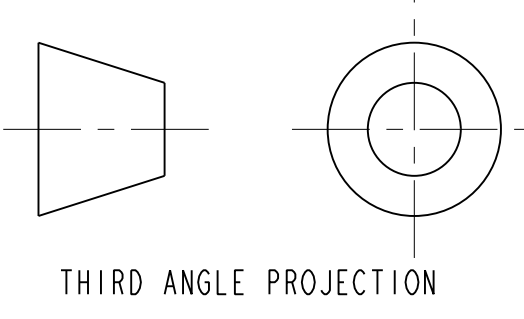
B

A



LBNL
Document Control Center

SCALE 1/2



REV	DWG	CHK	ZONE	DATE	CHANGES
B	RLM	DPO		11-20-02	GEOMETRY CHANGES, SEE DETAIL DWGS
A	RLM	DPO		10-4-02	MATERIAL CHANGE M5 WASHER, COSMETIC
					INITIAL RELEASE
					CHANGES

UNLESS OTHERWISE SPECIFIED
 TOLERANCES X.X ± 0.1 FRAC. ± 1/64
 X.XX ± 0.03 Angles ± 1.00°
 X.XXX ± 0.010 FINISH 125 \sqrt{Ra}
 DO NOT SCALE PRINT
 THREADS ARE CLASS 2
 CHAMFER ENDS OF ALL SCREW THREADS 30°
 CUT ROUND, 1.5 THREAD RELIEF ON MACHINED THREADS
 BREAK EDGES .016 MAX. ON MACHINED WORK
 REMOVE BURRS, WELD SPLATTER & LOOSE SCALE
 IN ACCORDANCE WITH ASME Y14.5M & B46.1

ITEM	PART NO	DESCRIPTION	MATERIAL	REQD	DESIGNER	MAT Location
5	-	WASHER, M5	SS 18-8	20		
4	-	SCH, MSX.8, 15LG, SILVER PLATED	SS 18-8	20		
3	251376	RETAINER PLATE ASSEMBLY	NEMA G10	2	R. LA MANTIA	
2	251375	SUPPORT PLATE	NEMA G10	2	R. LA MANTIA	
1	251445	ORL ENCLOSURE, SHORT, 1P 1, 2&8	NEMA G10	2	R LA MANTIA	

**ERNEST ORLANDO LAWRENCE
BERKELEY NATIONAL LABORATORY**
UNIVERSITY OF CALIFORNIA - BERKELEY

LHC IR FEEDBOX
CRYOGENICS
SUPPORT, QOSC, DFBXC/DFBXG

PROJECT NAME	N/A	PROJECT NUMBER	N/A	PROJECT TAG	
DWG NO.	2510764	DATE	18-July-02	SCALE	1/1
CHK BY	D OSHATZ	DATE	19-Sep-02	DESIGN ACCT. NO.	Z5LCE2
APP BY	D OSHATZ	DATE	19-Sep-02	CATEGORY CODE	LH2003

DO NOT SCALE PRINTS

SHEET 1 OF 1
 DWG. NO. 2510764 SIZE B REV. 1

8

7

6

5

4

3

1